



SOUTHCO No 44 FASTENER-SPECIAL ASSEMBLY
TYPE A

DATE	DRAWN	CHKD	SCALE	DRAWING NUMBER
7-16-56	A.S.K.	HET	N.T.S.	J-44-13

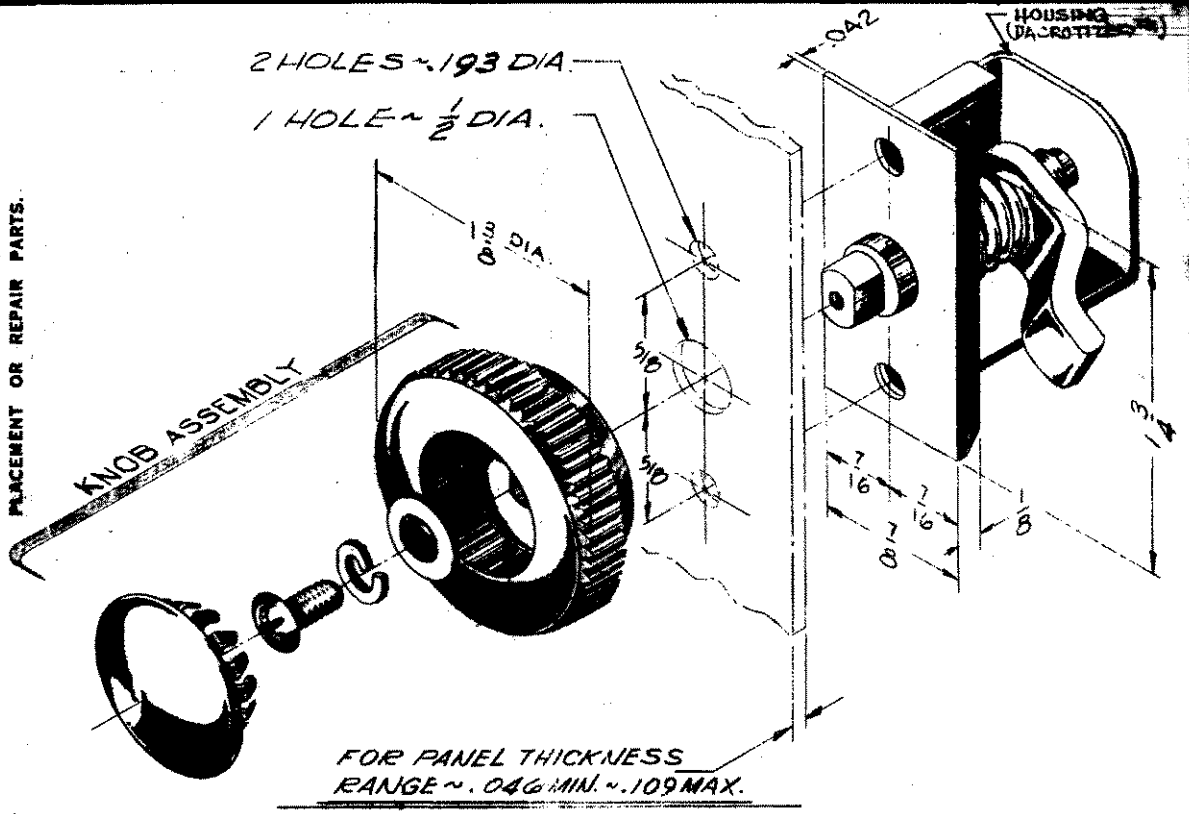
REV. LET	DATE	BY	CHK'D
A	10-23-74	TEL	
B	5-17-77	ESH	
C	8-29-77	ESH	
D	11-12-80	ESH	
E	2-1-82	HAR	
F	11 DEC 92	JSS	
G	5 MAR 93	JAR	
H	02 APR 96	RJB	

REVISION	
A	PRN: 44-03
B	PRN: 120-14
C	PRN: 44-27
D	PRN: 44-18
E	PRN: 5-1-01
F	PRN: 14-75
G	PRN: 5-1-03
H	PRN: 44-119

GRIP RANGE	ASSEMBLY PART NUMBER	44-99-116-41	44-99-116-42	44-99-116-43	4-3-17-3	4-4-17-3	4-2-17-3
D ₁ TO D _{1.5}	44-99-116-11	X			X		
	44-99-116-21	X				X	
	44-99-116-31	X					X
D _{1.5} TO 3/4	44-99-116-12		X		X		
	44-99-116-22		X			X	
	44-99-116-32		X				X
3/8 TO 1/8	44-99-116-13			X	X		
	44-99-116-23			X		X	
	44-99-116-33			X			X

CONSISTS OF ~	PART NUMBER	MATERIAL FINISH					
		STEEL-ZINC PL.	STEEL-ZINC PL.	STEEL-ZINC PL.	THERMOPLASTIC BLACK	THERMOPLASTIC NATURAL	ZINC DIE-CAST BRIGHT PLATE
SUB-ASSEMBLY	44-99-116-41						
SUB-ASSEMBLY	44-99-116-42						
SUB-ASSEMBLY	44-99-116-43						
KNOB-ASSEMBLY	4-3-17-3						
KNOB-ASSEMBLY	4-4-17-3						
KNOB-ASSEMBLY	4-2-17-3						

THESE ASSEMBLIES ARE NON-REPAIRABLE ITEMS AND COMPONENTS ARE NOT AVAILABLE AS REPLACEMENT OR REPAIR PARTS.

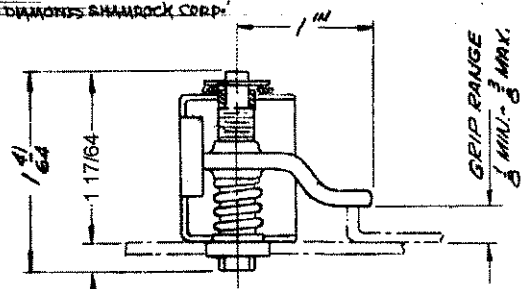


FOR PANEL THICKNESS RANGE ~ .046 MIN. ~ .109 MAX.

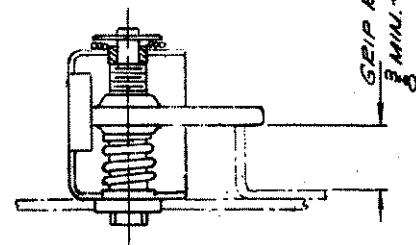
PROPRIETARY ITEM

EXCEPT FOR USES EXPRESSLY GRANTED IN WRITING INFORMATION DISCLOSED HEREON IS CONFIDENTIAL AND ALL RIGHTS PATENT AND OTHERWISE ARE RESERVED BY SOUTHCO, INC.

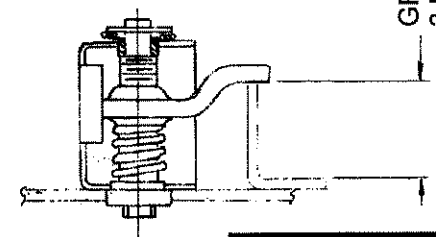
GRIP RANGE 3/8 MIN. 1 1/8 MAX.



SUBASSEMBLY PART NUMBER 44-99-116-41



SUBASSEMBLY PART NUMBER 44-99-116-42



SUBASSEMBLY PART NUMBER 44-99-116-43

DRAWING NUMBER
J-44-13