



# N#51 FASTENER ASSEMBLIES

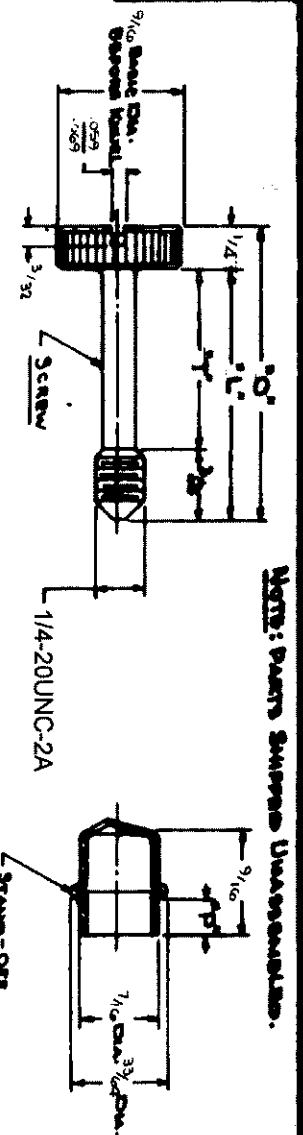
1/4-20 THREAD 9/16 DIA. HEAD

DATE	ISSUE	QTY	SCALE	DRAWING NUMBER
6-30-64	BC	TPS	N.T.D.	J-51-8-1

REV.	DATE	BY	REVISIONS
A	11/17/64	BC	UP DATED TH'D SPEC.
B	1/23/65	MS	DWG. NO. WAS NJ-51-8
C	6-4-70	MJB	DWG. N# WAS J-51-8
D	5-17-77	JK	PRN-120-14

REV.	DATE	BY	REVISIONS
E	20/04/2023	GJL	DMS PRN:P2023-0743

REV.	DATE	BY
A	7/1/64	JK
B		
C		
D	9-23-65	JK



NOTE: PARTS SUPPLY UNAVAILABLE.

ITEM	MATERIAL	FINISH
SCREW	STAINLESS STEEL	PASSIVATE
STRAND-OFF	STAINLESS STEEL	PASSIVATE

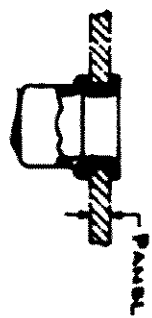
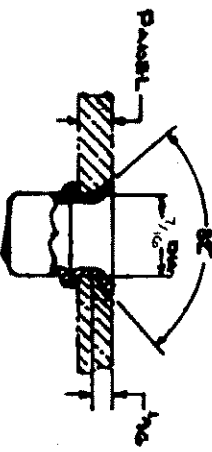
NOTE: THESE ASSEMBLIES ARE NON-REPAIRABLE ITEMS AND COMPONENTS ARE NOT AVAILABLE AS RE-PLACEMENT OR REPAIR PARTS.

ASSEMBLY PART NUMBERS		T	L	O	P
SLOTTED	UNSLOTTED				
51-11-409-24	51-21-409-24				
-509-	-509-	3/16	3/16	3/16	1/8
-609-	-609-	1/2	1/2	1/2	1/2
-410-	-410-	5/8	1/2	1/4	1/8
-510-	-510-				3/16
-610-	-610-				1/4
-411-	-411-				1/2
-511-	-511-	3/16	1/16	3/16	3/16
-611-	-611-				1/2
-412-	-412-				1/2
-512-	-512-	3/4	1/8	3/8	3/16
-612-	-612-				1/4
-413-	-413-				1/2
-513-	-513-	1 3/4	3/16	7/16	3/16
-613-	-613-				1/2
-414-	-414-	7/8	1/4	1/2	1/2
-514-	-514-				3/16
-614-	-614-				1/2
-415-	-415-				1/2
-515-	-515-	1 1/2	3/16	3/16	3/16
-615-	-615-				1/4
-416-	-416-				1/2
-516-	-516-	1 1/2	3/8	3/8	1/2
-616-	-616-				1/4
51-11-616-24	51-21-616-24				1/4

THESE ASSEMBLIES ARE NON-REPAIRABLE ITEMS AND COMPONENTS ARE NOT AVAILABLE AS RE-PLACEMENT OR REPAIR PARTS.

INSTALLATION METHOD 'A'

INSTALLATION METHOD 'B'



WHERE DIMENSION 'P' IS	PANEL RANGE IS	METHOD 'A'	METHOD 'B'
1/8	7/64 TO 3/16	1/16 TO 5/64	
3/16	1/4 TO 5/16	3/32 TO 3/32	
1/4	15/64 TO 17/64	5/32 TO 13/64	

PROPRIETARY ITEM—EXCEPT FOR USES EXPRESSLY GRANTED IN WRITING, INFORMATION DISCLOSED HEREON IS CONFIDENTIAL AND ALL RIGHTS, PATENT AND OTHERWISE, ARE RESERVED BY SOUTHCO, INC.

DRAWING NUMBER  
**J-51-8-1**