
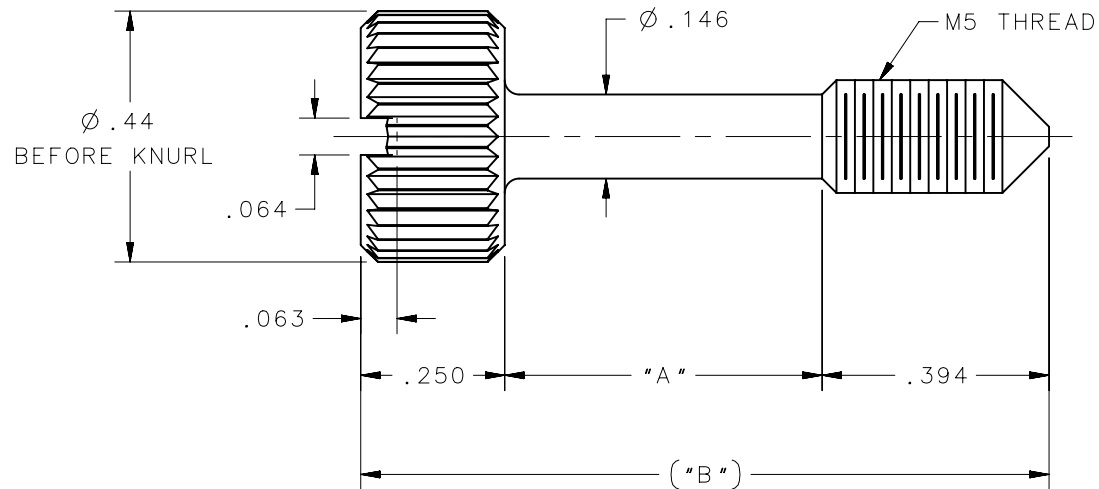
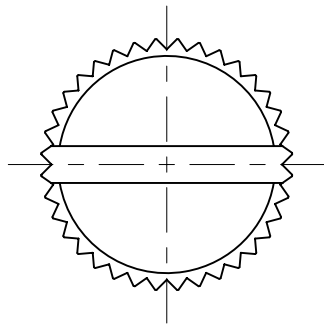


PART NUMBER	"A"	"B"
58-76-314-XX	.55	1.20
58-76-316-XX	.63	1.27
58-76-318-XX	.71	1.35
58-76-320-XX	.79	1.43
58-76-322-XX	.87	1.51
58-76-324-XX	.95	1.60
58-76-326-XX	1.02	1.67

REVISION HISTORY			
REV	DATE	BY	DESCRIPTION
A	26DEC2012	DMS/YGC	PRN: P2012-1817



SCALE 1:1



NOTES:

A. FOR AN UNSLOTTED SCREW CHANGE THE THIRD DIGIT OF THE PART NUMBER FROM 7 TO 8 (EXAMPLE: 58-86-314-XX).

B. MATERIAL AND FINISH (LAST TWO DIGITS OF PART NUMBER):
 -24: 302 STAINLESS STEEL, PASSIVATED.
 -26: 302 STAINLESS STEEL, PASSIVATED PLUS BLACK ORGANIC COATING.

58-76-3YY-XX	SCREW	SEE NOTE B	SEE NOTE B
PART NUMBER	TYPE OF COMPONENT	MATERIAL	FINISH
	THIRD ANGLE PROJECTION	 CONNECT • CREATE • INNOVATE	
	INCHES [MM]		
	TOLERANCES UNLESS OTHERWISE NOTED	DESCRIPTION	
SURFACE AREA	ALL DIMENSIONS WITHOUT TOLERANCES ARE FOR REFERENCE ONLY.	SOUTHCO NO.58 SCREW FASTENER	
VOLUME		M5 THREAD - 7/16 DIA HEAD	
PROPRIETARY ITEM	PER ASME Y14.5M-1994	SIZE A	SYSTEM NX
EXCEPT FOR USES EXPRESSLY GRANTED IN WRITING, INFORMATION DISCLOSED HEREON IS CONFIDENTIAL AND ALL RIGHTS, PATENT AND OTHERWISE, ARE RESERVED BY SOUTHCO, INC.		DWG NO.	J-58-314
		DRAWN BY	JGK
		DATE	19JAN1996
		SCALE	3:1
		SHEET	1 OF 1