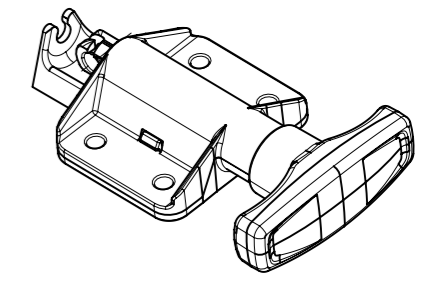
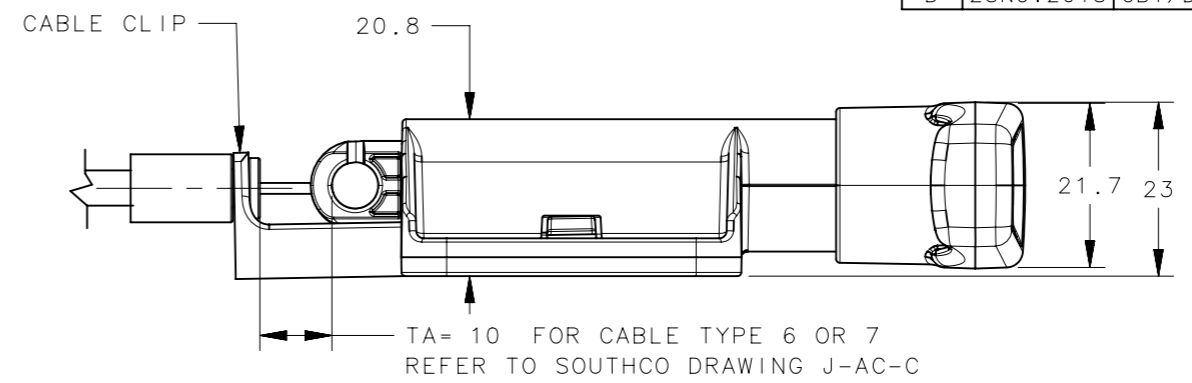
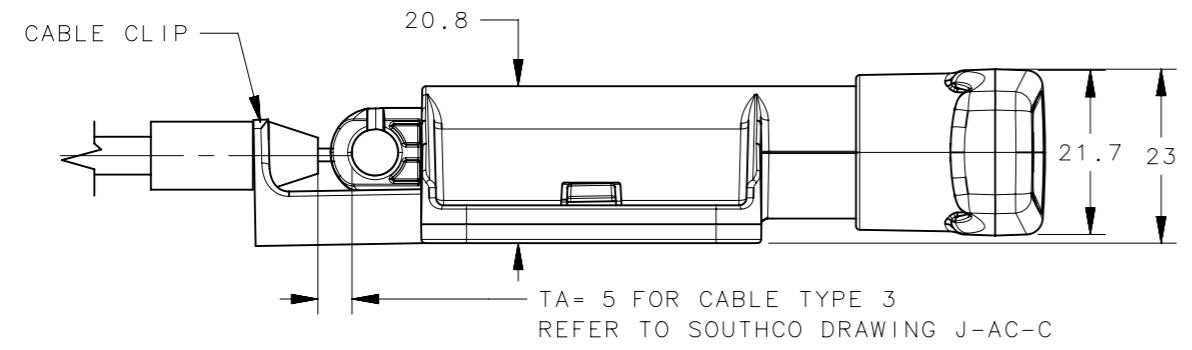
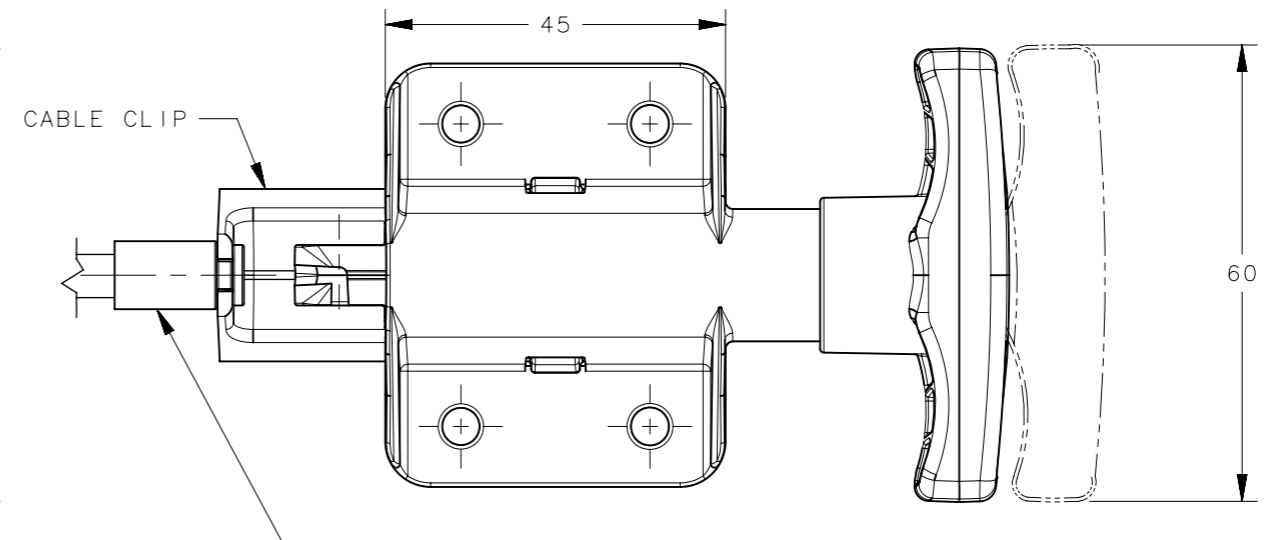
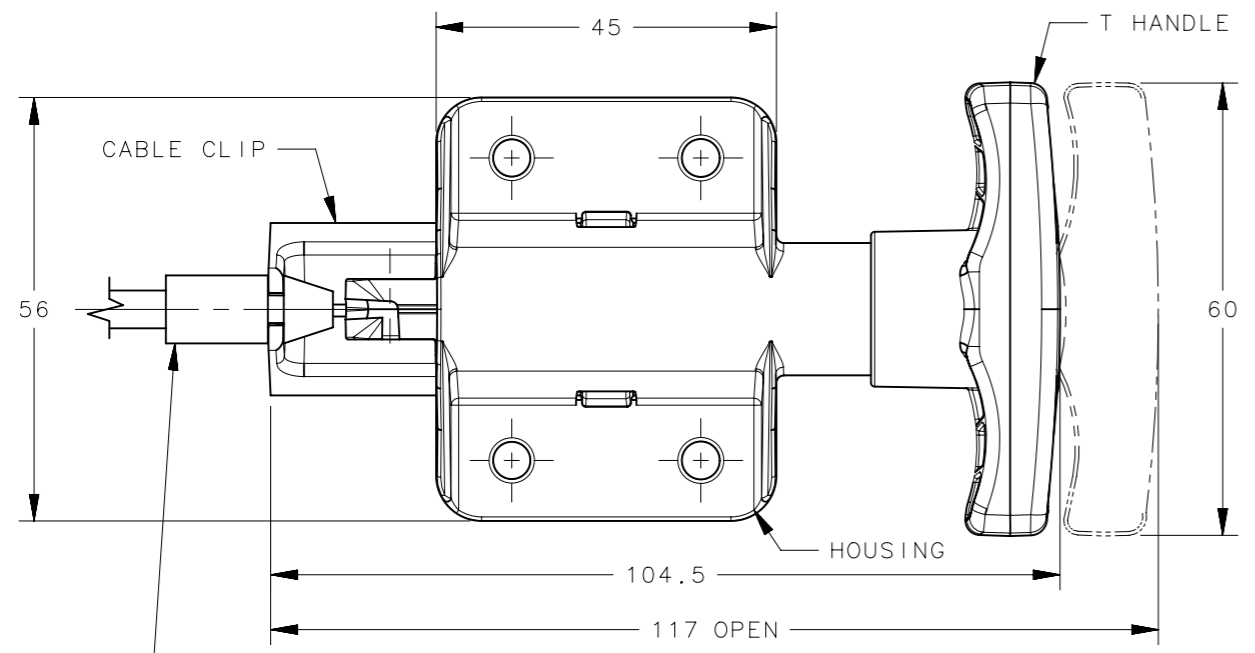


REVISION HISTORY			
REV	DATE	BY	DESCRIPTION
D	28NOV2018	CBI/DMS	PRN: P2018-2738



SCALE 1:2

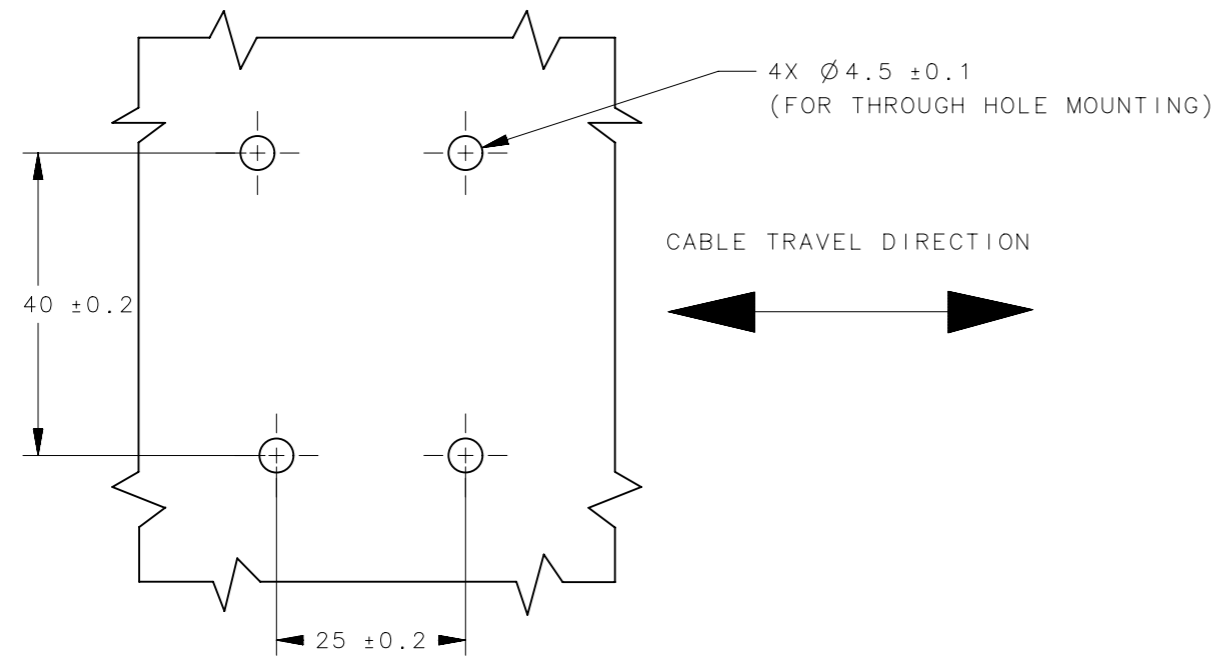


USE SOUTHCO CABLE END' FITTING TYPE A [BARREL]. (CABLE SOLD SEPARATELY). REFER TO SOUTHCO DRAWING J-AC-C FOR CABLE SELECTION GUIDE.

USE SOUTHCO CABLE END' FITTING TYPE A [BARREL]. (CABLE SOLD SEPARATELY). REFER TO SOUTHCO DRAWING J-AC-C FOR CABLE SELECTION GUIDE.

NOTES:

- 1 INSTALLATION NOTES:
 A. PREPARE PANEL AS SHOWN.
 B. USE M4 OR #8 SCREWS (FASTENERS NOT PROVIDED).
 C. INSERT BARREL FITTING IN CABLE SLIDE, THEN SNAP THE CABLE SLEEVES INTO ACTUATOR CABLE CLIP TO SECURE THE CABLE.



PANEL PREPARATION

NO.	PART NUMBER	QTY.	TYPE OF COMPONENT	MATERIAL	FINISH
5	-	1	SPRING	302 STAINLESS STEEL	NATURAL
4	-	1	CABLE CLIP	ACETAL	BLACK
3	-	1	CABLE SLIDE	13% GLASS FILLED NYLON	BLACK
2	-	1	T-HANDLE	13% GLASS FILLED NYLON	BLACK
1	-	1	HOUSING	PC/ABS	BLACK
-	AC-60-101-11	-	ASSEMBLY	-	-

THIRD ANGLE PROJECTION				
MILLIMETERS [IN]		DESCRIPTION		
TOLERANCES UNLESS OTHERWISE NOTED		T-HANDLE ACTUATOR ASSEMBLY		
ALL DIMENSIONS WITHOUT TOLERANCES ARE FOR REFERENCE ONLY.		SIZE	SYSTEM	DWG NO.
PER ASME Y14.5M-1994		A3	NX	J-AC-60-101
PROPRIETARY ITEM		DRAWN BY	DATE	SCALE
EXCEPT FOR USES EXPRESSLY GRANTED IN WRITING, INFORMATION DISCLOSED HEREON IS CONFIDENTIAL AND ALL RIGHTS, PATENT AND OTHERWISE, ARE RESERVED BY SOUTHCO, INC.		ACH/LBT	27MAY2008	1:1
		SHEET		1 OF 1