

6

5

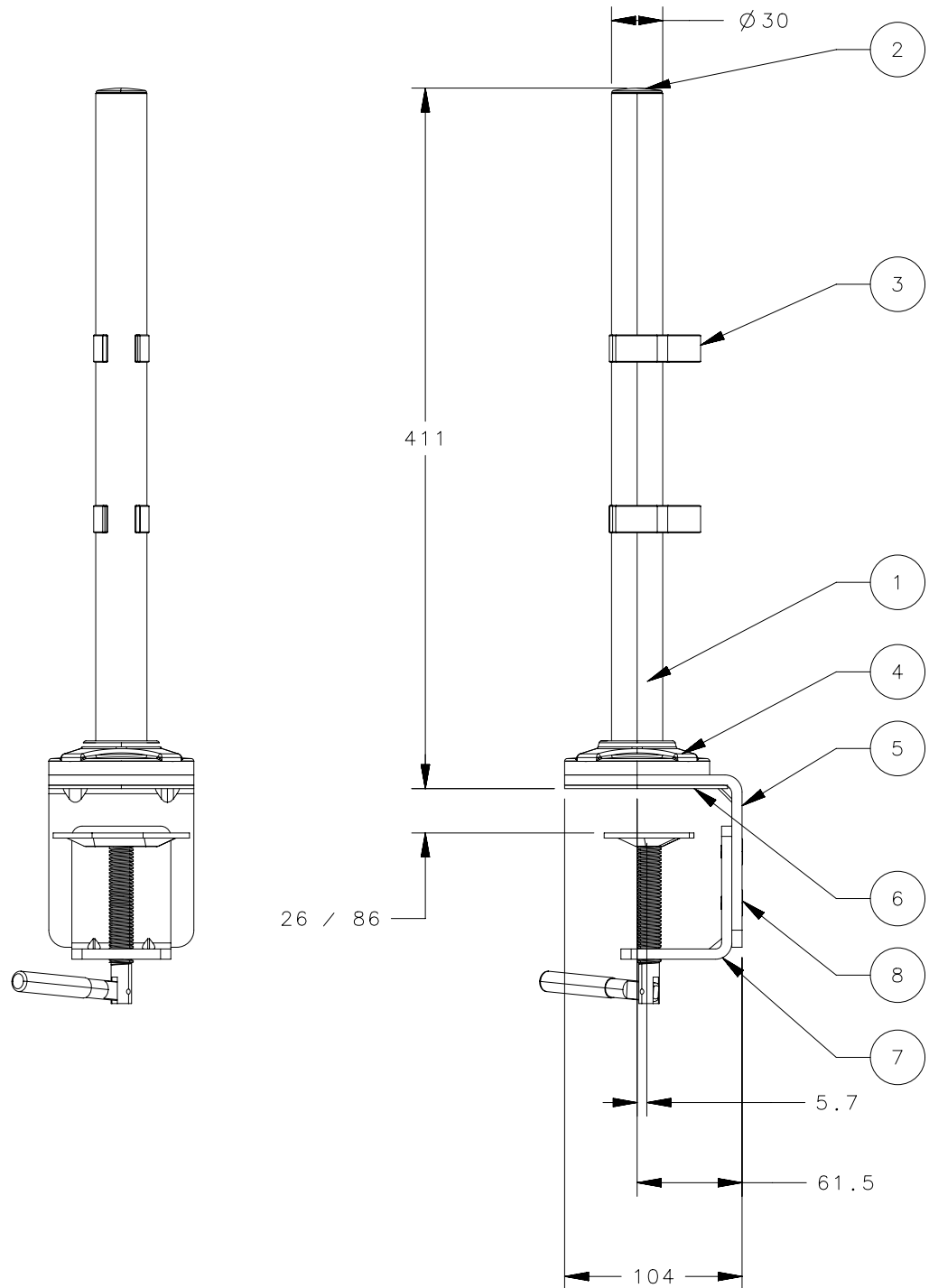
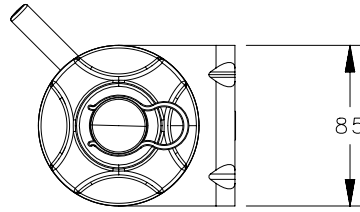
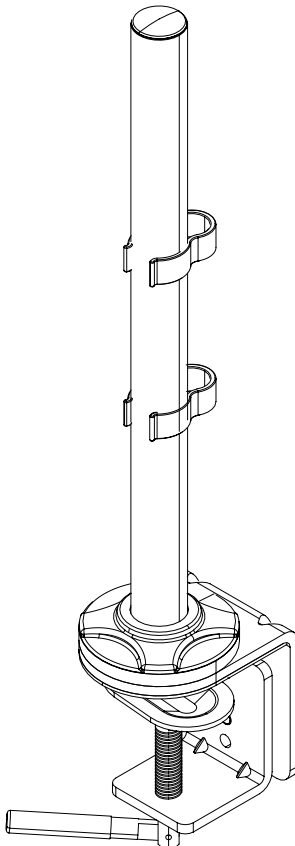
4

3

2

1

REVISION HISTORY			
REV	DATE	BY	DESCRIPTION
A	08JAN2020	SKB/DS	PRN: P2019-3052



NOTES:

1. ALL EXTERIOR SURFACES CLASS C AND ALL INTERIOR SURFACES CLASS D PER SOUTHCO FINISH SPECIFICATION S-121.
2. PART SHOWN ASSEMBLED. SOME CUSTOMER ASSEMBLY MAY BE REQUIRED.
3. PART PACKAGED ONE PER BOX WITH INSTRUCTION FOR USE AND MOUNTING, ONE OFF 5mm ALLEN KEY, ONE OFF 4mm ALLEN KEY AND ONE CABLE TIE.

ITEM	PART	QTY	MATERIAL	FINISH	NOTES
13	INSTRUCTION FOR MOUNTING AND USE	1	N/A	N/A	NOT SHOWN
12	5mm ALLEN KEY	1	STEEL	BLACK OXIDE	LOCATED IN HARDWARE PACK
11	4mm ALLEN KEY	1	STEEL	BLACK OXIDE	LOCATED IN HARDWARE PACK
10	M6 x 12Lg PAN HEAD SCREW	4	STEEL	ZINC PLATED	LOCATED IN HARDWARE PACK
9	CABLE TIE	1	POLYETHYLENE	NATURAL	LOCATED IN HARDWARE PACK
8	5/16" x 11.5Lg PAN HEAD SCREW	2	STEEL	ZINC PLATED	
7	CLAMP MOUNT	1	STEEL	ZINC PLATED	
6	DESKTOP PAD	1	RUBBER	N/A	
5	'L' CLAMP PLATE	1	STEEL	ZINC PLATED	
4	BASE COVER	1	ABS	PAINTED	
3	Ø30 CABLE HOOK	2	POLYCARBONATE	NATURAL	
2	END CAP	1	POLYPROPYLENE	NATURAL	
1	POLE	1	STEEL	PAINTED	

AV-B30-40XC6-50	BLACK
AV-B30-40XC6-70	SILVER
AV-B30-40XC6-76	WHITE
SOUTHCO PART NUMBER	COLOUR

CPB NUMBER

THIRD ANGLE PROJECTION

MILLIMETERS [IN]

TOLERANCES UNLESS OTHERWISE NOTED

ALL DIMENSIONS WITHOUT TOLERANCES ARE FOR REFERENCE ONLY.

PER ASME Y14.5M-1994

PROPRIETARY ITEM  
EXCEPT FOR USES EXPRESSLY GRANTED IN WRITING, INFORMATION DISCLOSED HEREON IS CONFIDENTIAL AND ALL RIGHTS, PATENT AND OTHERWISE, ARE RESERVED BY SOUTHCO, INC.

**southco**<sup>®</sup>  
CONNECT • CREATE • INNOVATE

DESCRIPTION  
HINGE & CONTROLLED MOTION DEVICE

SIZE B SYSTEM NX DWG NO. J-AV-B30-LLX

DRAWN BY SKB DATE 08JAN2020 SCALE 1:4 SHEET 1 OF 2

6

5

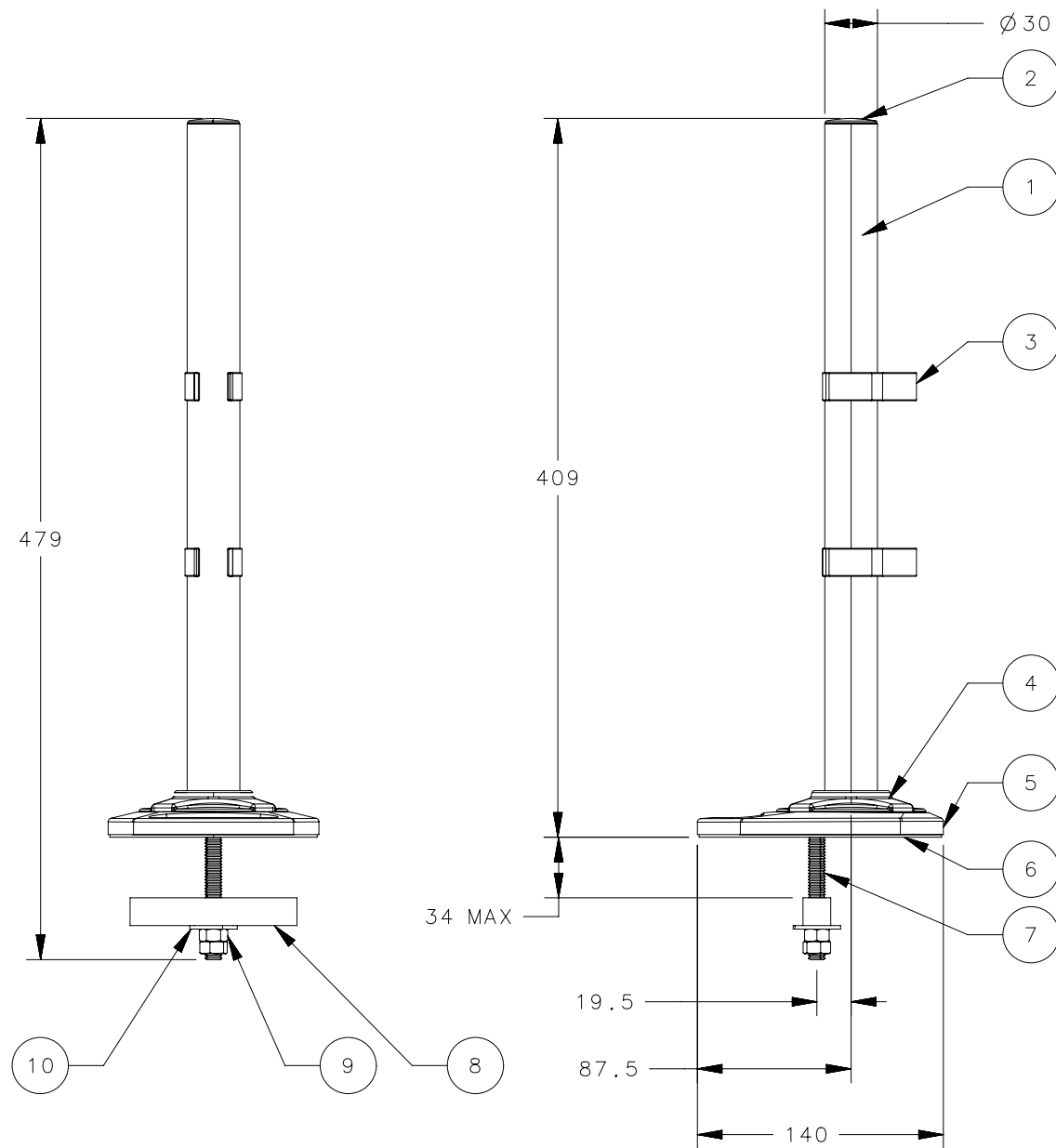
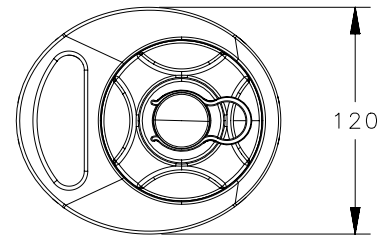
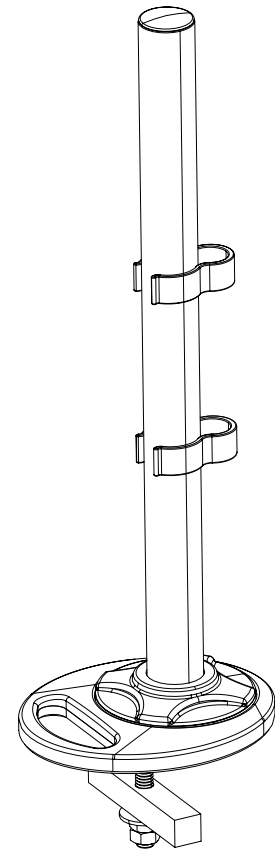
4

3

2

1

REVISION HISTORY			
REV	DATE	BY	DESCRIPTION
A	08JAN2020	SKB/DS	PRN: P2019-3052



NOTES:

1. ALL EXTERIOR SURFACES CLASS C AND ALL INTERIOR SURFACES CLASS D PER SOUTHCO FINISH SPECIFICATION S-121.
2. PART SHOWN ASSEMBLED. SOME CUSTOMER ASSEMBLY MAY BE REQUIRED.
3. PART PACKAGED ONE PER BOX WITH INSTRUCTION FOR USE AND MOUNTING, ONE OFF 10mm/14mm SPANNER, ONE OFF 4mm ALLEN KEY AND ONE CABLE TIE.

ITEM	PART	QTY	MATERIAL	FINISH	NOTES
13	INSTRUCTION FOR MOUNTING AND USE	1	N/A	N/A	NOT SHOWN
12	10mm/14mm SPANNER	1	STEEL	ZINC PLATED	LOCATED IN HARDWARE PACK
11	4mm ALLEN KEY	1	STEEL	BLACK OXIDE	LOCATED IN HARDWARE PACK
10	M6 x 12Lg PAN HEAD SCREW	4	STEEL	ZINC PLATED	LOCATED IN HARDWARE PACK
9	CABLE TIE	1	POLYETHYLENE	NATURAL	LOCATED IN HARDWARE PACK
10	3/8" WASHER	1	STEEL	ZINC PLATED	
9	3/8" NUT	2	STEEL	ZINC PLATED	
8	CROSS BAR CLAMP	1	STEEL	ZINC PLATED	
7	3/8" x 3"Lg PAN HEAD SCREW	1	STEEL	ZINC PLATED	
6	DESKTOP PAD	1	RUBBER	N/A	
5	DESKTOP BASE	1	STEEL	ZINC PLATED	
4	BASE COVER	1	ABS	PAINTED	
3	Ø30 CABLE HOOK	2	POLYCARBONATE	NATURAL	
2	END CAP	1	POLYPROPYLENE	NATURAL	
1	POLE	1	STEEL	PAINTED	

AV-B30-40XG6-50	BLACK
AV-B30-40XG6-70	SILVER
AV-B30-40XG6-76	WHITE
SOUTHCO PART NUMBER	COLOUR

CPB NUMBER	THIRD ANGLE PROJECTION
	MILLIMETERS [IN]
	TOLERANCES UNLESS OTHERWISE NOTED
	ALL DIMENSIONS WITHOUT TOLERANCES ARE FOR REFERENCE ONLY.
PROPRIETARY ITEM	PER ASME Y14.5M-1994
EXCEPT FOR USES EXPRESSLY GRANTED IN WRITING, INFORMATION DISCLOSED HEREON IS CONFIDENTIAL AND ALL RIGHTS, PATENT AND OTHERWISE, ARE RESERVED BY SOUTHCO, INC.	

<b>southco</b> <sup>®</sup>	
CONNECT • CREATE • INNOVATE	
DESCRIPTION HINGE & CONTROLLED MOTION DEVICE	
SIZE B	SYSTEM NX
DWG NO. J-AV-B30-LLX	DATE 08JAN2020
DRAWN BY SKB	SCALE 1:4
SHEET 2 OF 2	