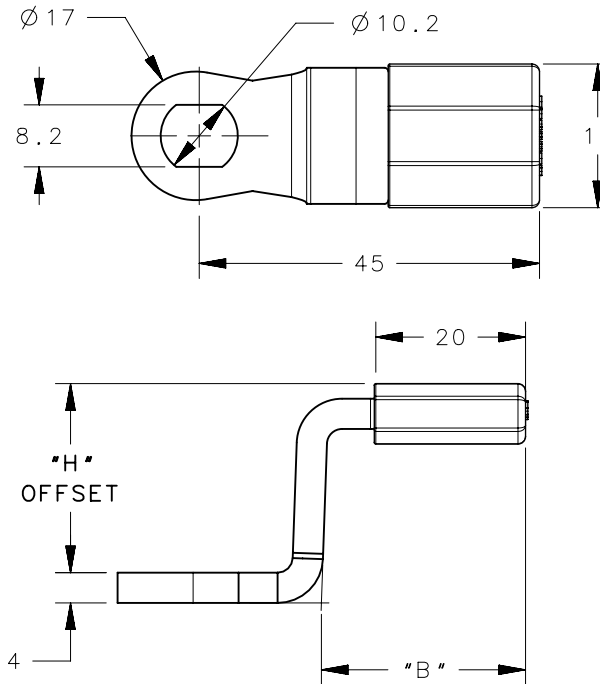
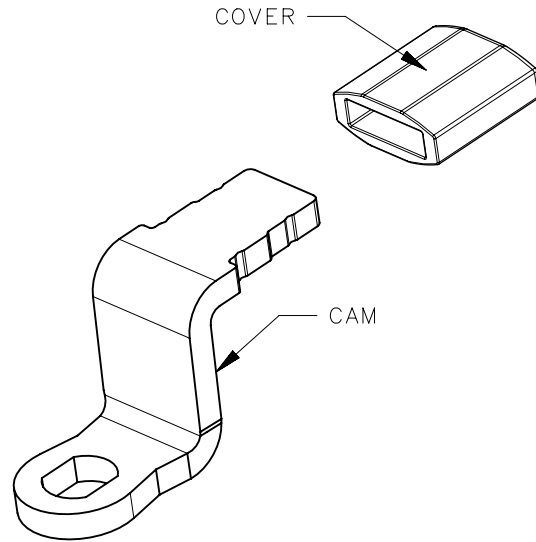
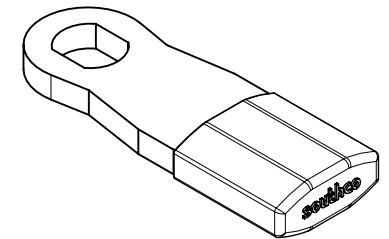
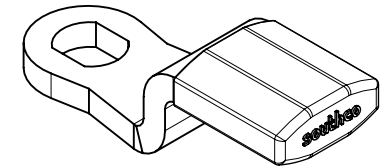
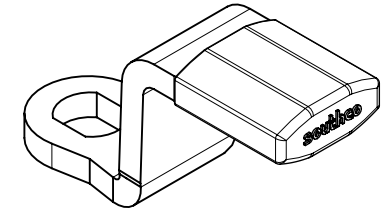


PART NUMBER	DESCRIPTION	OFFSET "H"	BEND "B"
E5-4001	DEEP OFFSET, CAM SUBASSEMBLY	25	27
E5-4002	OFFSET, CAM SUBASSEMBLY	13.5	22
E5-4003	STRAIGHT, CAM SUBASSEMBLY	2	NONE

REVISION HISTORY			
REV	DATE	BY	DESCRIPTION
C	21AUG2017	VK/YGC	PRN: P2017-2077



PART NUMBER SHOWN: E5-4001



SCALE 1:1

2	-	1	CAM	STEEL	ZINC PLATE PLUS BRIGHT CHROMATE
1	-	1	COVER	NYLON	BLACK
-	E5-400Y	-	CAM SUBASSEMBLY	-	-
NO.	PART NUMBER	QTY	TYPE OF COMPONENT	MATERIAL	FINISH

THIRD ANGLE PROJECTION				 CONNECT • CREATE • INNOVATE	
MILLIMETERS [IN]		DESCRIPTION			
SURFACE AREA		TOLERANCES UNLESS OTHERWISE NOTED		CAM SUBASSEMBLY	
VOLUME		ALL DIMENSIONS WITHOUT TOLERANCES ARE FOR REFERENCE ONLY.		SIZE	SYSTEM
PROPRIETARY ITEM <small>EXCEPT FOR USES EXPRESSLY GRANTED IN WRITING, INFORMATION DISCLOSED HEREON IS CONFIDENTIAL AND ALL RIGHTS, PATENT AND OTHERWISE, ARE RESERVED BY SOUTHCO, INC.</small>		PER ASME Y14.5M-1994		A4	NX
				DWG NO.	J-E5-400
				DRAWN BY	VK
				DATE	16DEC2016
				SCALE	1:1
				SHEET	1 OF 1