

REVISION HISTORY			
REV	DATE	BY	DESCRIPTION
C	18JUL2011	DTB	PRN: P2011-0914

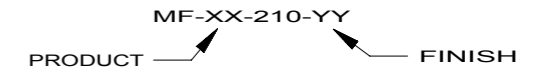
MATERIAL AND FINISH

LOCK CASE: ALUMINIUM
 LOCK HOOKS: BRASS, NICKEL PLATED
 HANDLE: PA6.GF30. BLACK
 PRIVACY KNOB: PA6.6GF BLACK
 LOCK CYLINDER: PA12GF. BRASS, POM
 SPRINGS: 304 STAINLESS STEEL
 SCREWS: 316 STAINLESS STEEL
 KNURL: BRASS, NICKEL PLATED
 SPRING BLADE: 316 STAINLESS STEEL
 HANDLE GASKET: DRAYFLEX. BLACK.
 LOCK CYLINDER COVER: THERMOPLASTIC ELASTOMER. BLACK.

NOTES:

1. DOOR THICKNESS "C" 12.7MM [1/2"] OR 10MM [3/8"] WITH SPACER
2. FOR PANEL PREPERATION INSTRUCTIONS SEE DRAWING J-MF-XX-210-YY-2
3. SEE SOUTHCO MARINE HANDBOOK FOR MORE DETAILED INSTALLATION INSTRUCTIONS
4. VISIBLE RED DOT ON PRIVACY SLIDE INDICATES LATCH IS UNLOCKED

PART NUMBER SYSTEM



PRODUCT (XX)

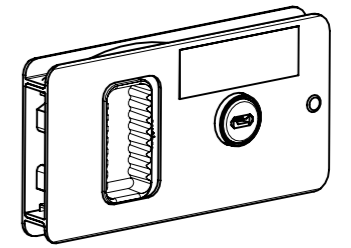
- 01 - FLUSH STANDARD
- 02 - FLUSH WEATHER PROOF
- 03 - FLUSH WATERTIGHT

FINISH FOR ESCUTCHEONS (YY)

- 50 - BLACK POWDER COAT
- 60 - CLEAR ANODIZED ALUMINIUM
- 70 - WHITE POWDER COAT

FLUSH LONG STANDARD

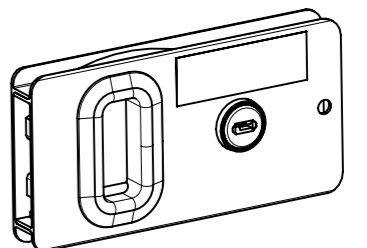
(MF-01-210-YY)



SCALE 1:3

FLUSH LONG WEATHER PROOF

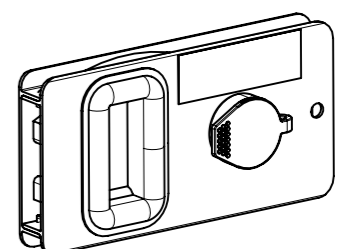
(MF-02-210-YY)



SCALE 1:3


FLUSH LONG WATERTIGHT

(MF-03-210-YY)



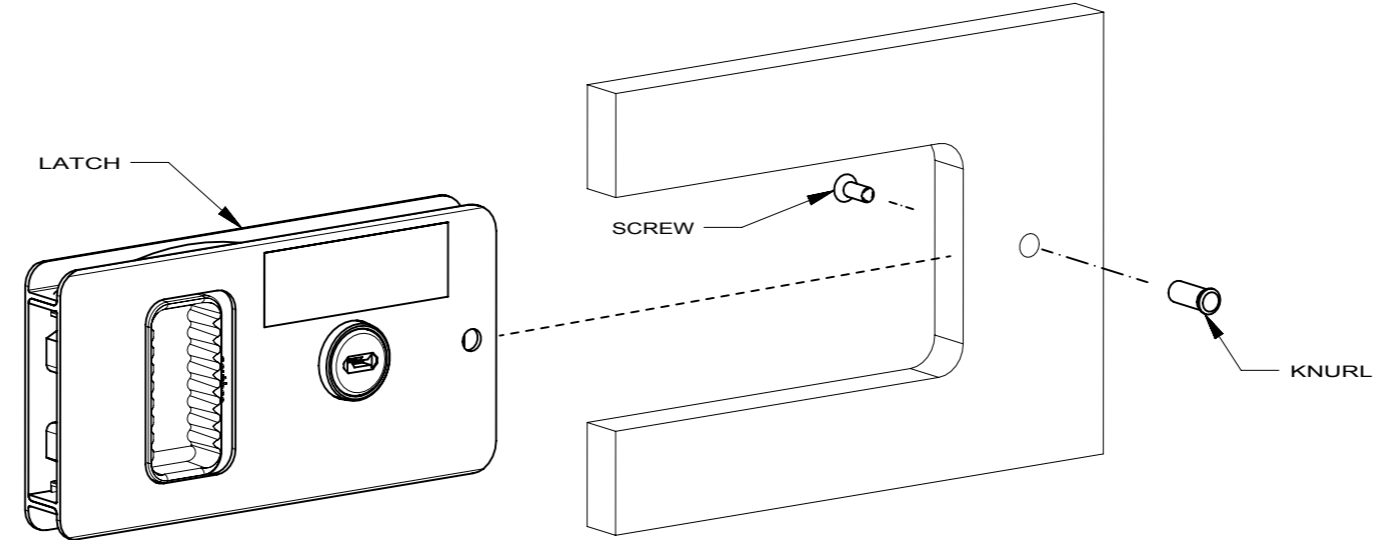
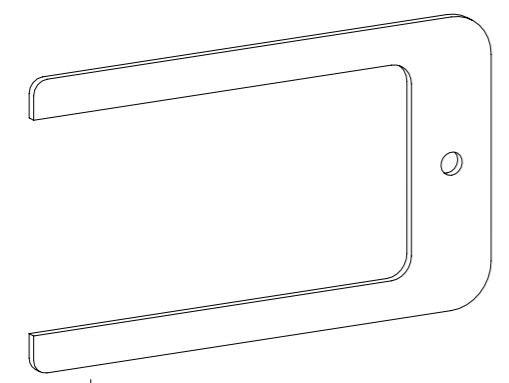
SCALE 1:3

KEY STRIKER

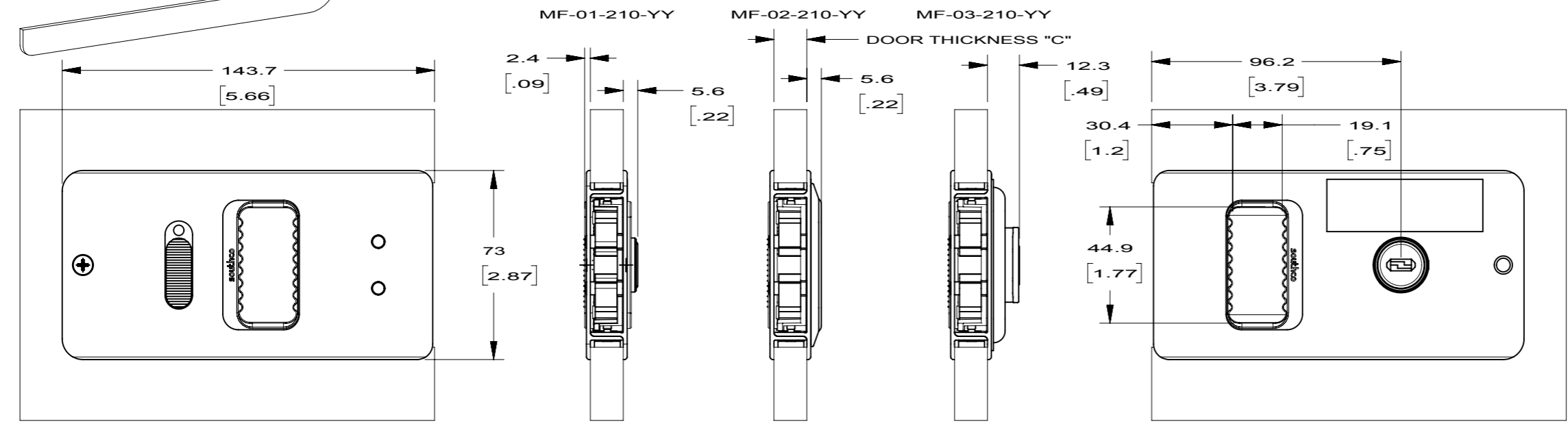


OPTIONAL SPACER

TO ENABLE 10MM [3/8"] DOOR THICKNESS
 MF-92-100-50 BLACK ANODIZED ALUMINIUM
 MF-92-100-60 CLEAR ANODIZED ALUMINIUM



MILLIMETER [INCH]
 MILLIMETER [INCH]

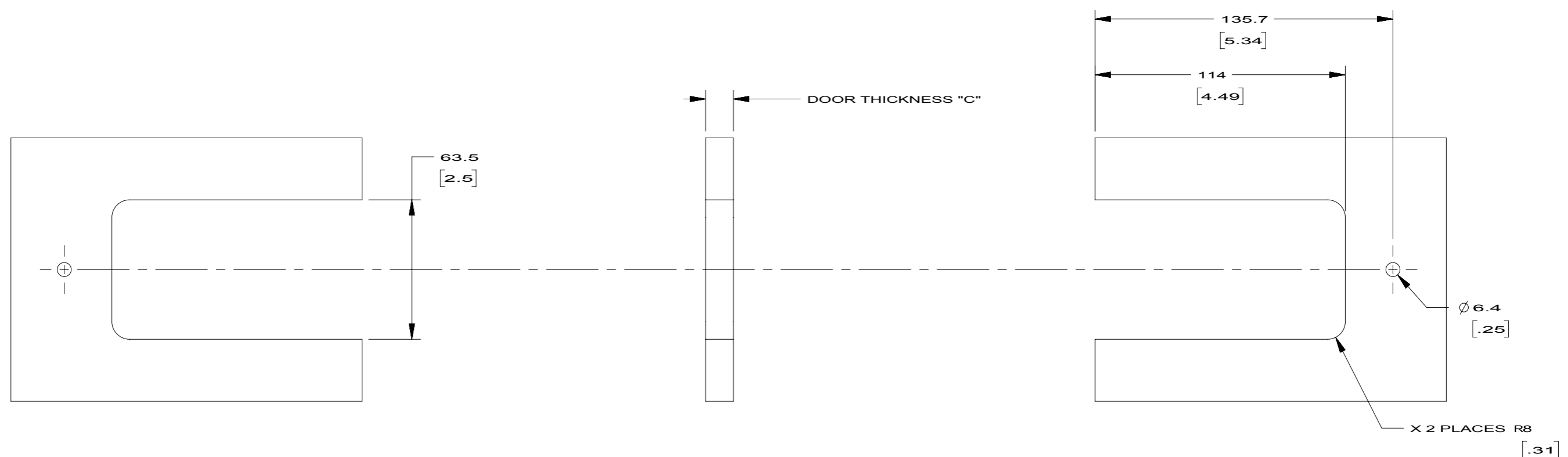


THIRD ANGLE PROJECTION				 CONNECT CREATE INNOVATE	
MILLIMETERS [IN]					
TOLERANCES UNLESS OTHERWISE NOTED		DESCRIPTION		FLUSH LONG	
ALL DIMENSIONS WITHOUT TOLERANCES ARE FOR REFERENCE ONLY.		SIZE	SYSTEM	DWG NO.	
PER ASME Y14.5M-1994		A3	NX	J-MF-XX-210-YY	
<small>PROPRIETARY ITEM EXCEPT FOR USES EXPRESSLY GRANTED IN WRITING, INFORMATION DISCLOSED HEREON IS CONFIDENTIAL AND ALL RIGHTS, PATENT AND OTHERWISE, ARE RESERVED BY SOUTHCO, INC.</small>		DRAWN BY	DATE	SCALE	SHEET
		MF/HJ	16OCT2009	1:2	1 OF 2

REVISION HISTORY			
REV	DATE	BY	DESCRIPTION
C	18JUL2011	DTB	PRN: P2011-0914

MILLIMETER [INCH]
MILLIMETER [INCH]

NOTES:
PANEL PREPERATION FOR ASSEMBLIES MF-XX-210-YY



THIRD ANGLE PROJECTION		 CONNECT CREATE INNOVATE		
MILLIMETERS [IN]				
TOLERANCES UNLESS OTHERWISE NOTED		DESCRIPTION FLUSH LONG		
ALL DIMENSIONS WITHOUT TOLERANCES ARE FOR REFERENCE ONLY.		SIZE A3	SYSTEM NX	DWG NO. J-MF-XX-210-YY-2
PROPRIETARY ITEM <small>EXCEPT FOR USES EXPRESSLY GRANTED IN WRITING, INFORMATION DISCLOSED HEREON IS CONFIDENTIAL AND ALL RIGHTS, PATENT AND OTHERWISE, ARE RESERVED BY SOUTHCO, INC.</small>		DRAWN BY MF/HJ	DATE 16OCT2009	SCALE 1:2
PER ASME Y14.5M-1994		SHEET 2 OF 2		