

southco®

PROPRIETARY ITEM - EXCEPT FOR USES EXPRESSLY
GRANTED IN WRITING INFORMATION DISCLOSED
HEREON IS CONFIDENTIAL AND ALL RIGHTS PATENT
AND OTHERWISE ARE RESERVED BY SOUTHCO, INC.

NO. N7 CAPTIVE NUT ASSEMBLY PRESS-IN STYLE, M6 OR 1/4-20 THREAD SIZE

DATE	DRAWN	CHKD	SCALE	DRAWING NUMBER
03MAR95	JSS	DAZ	2:1	J-N7-42

REV	DATE	DRAWN/CHKD	DESCRIPTION	PART NUMBER	THREAD SIZE	KNOB FINISH	KNOB STYLE	DIMENSION "L"		MILLIMETERS
A	03JUL95	DAZ	PRN: N7-03	N7-42-10	M6	NATURAL	THRU HOLE	16		
B	12JUL95	JGK	PRN: N7-04A	N7-42-50	M6	BLACK	THRU HOLE	16		
C	01AUG2005	CSC/MDY	PRN: P2005-0747	N7-42-11	M6	NATURAL	BLIND HOLE	22.7		
D	06APR2006	RLR/MDY	PRN: P2006-0493	N7-42-51	M6	BLACK	BLIND HOLE	22.7		
E	16FEB2012	CMS/TVA	PRN: P2011-1252	N7-92-10	1/4-20	NATURAL	THRU HOLE	16		
				N7-92-50	1/4-20	BLACK	THRU HOLE	16		
				N7-92-11	1/4-20	NATURAL	BLIND HOLE	22.7		
				N7-92-51	1/4-20	BLACK	BLIND HOLE	22.7		

ALL DIMENSIONS WITHOUT
TOLERANCES ARE FOR
REFERENCE ONLY.

THIRD ANGLE PROJECTION

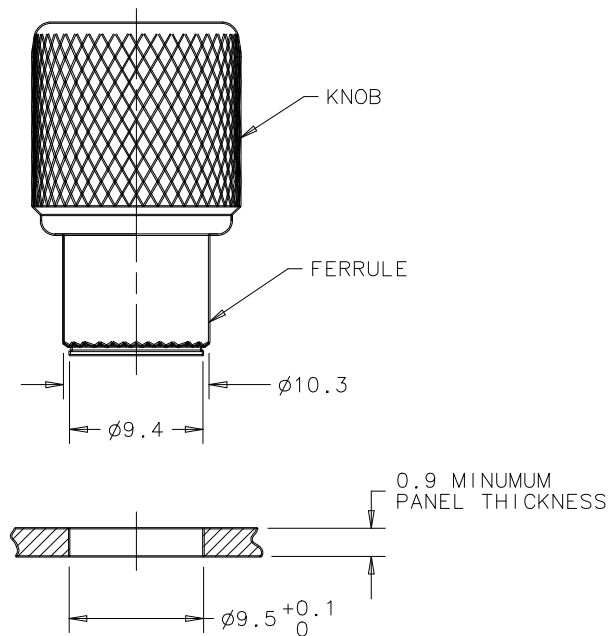
A4
PAPER
SIZE

INSTALLATION INSTRUCTIONS:

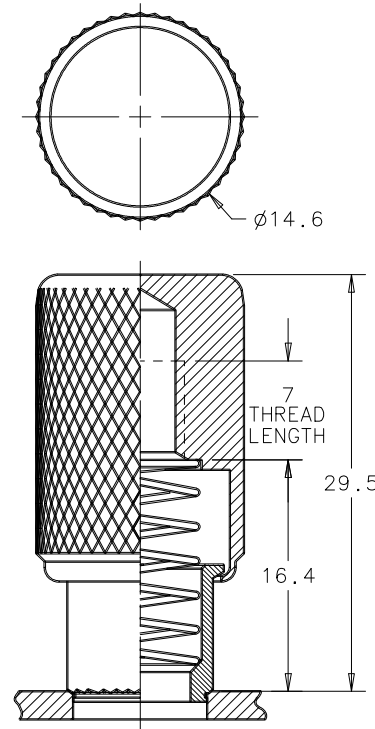
1. PREPARE HOLE IN PANEL AS SHOWN.
2. PROVIDE A SOLID BACK-UP SURFACE BEHIND THE PANEL.
3. PRESS THE ASSEMBLY INTO THE PANEL UNTIL ONLY THE TOP OF THE KNURL ON THE FERRULE IS VISIBLE.

MATERIAL AND FINISH:

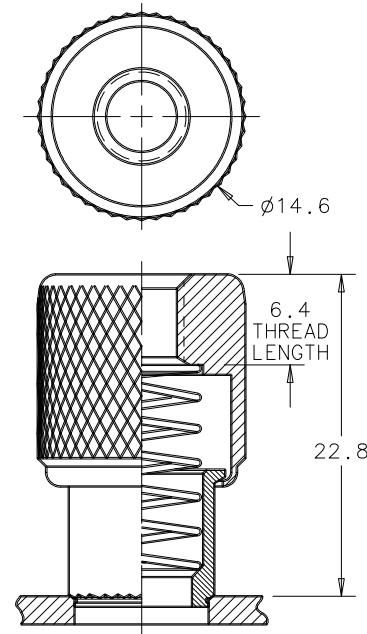
KNOB: ALUMINUM, NATURAL OR BLACK
ENAMEL ORGANIC COATING.
FERRULE: CASE HARDENED STEEL, ZINC
ALLOY PLATE, BRIGHT CHROMATE PLUS SEALER.
SPRING: 302 STAINLESS STEEL, PASSIVATED.



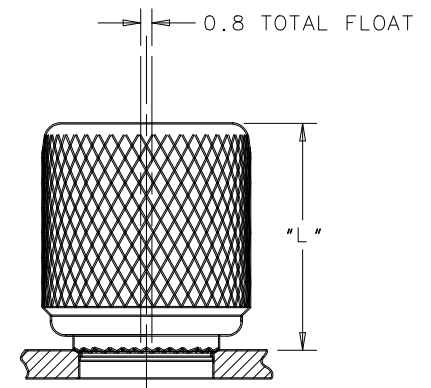
PANEL PREPARATION



BLIND HOLE VIEW



THRU HOLE VIEW



FASTENED

UNFASTENED