



AH-2E Hinge

Position control · Constant torque

- Smooth, zero backlash operation
- Space efficient design provides high torque in minimum space
- Constant torque, never needs adjusting

Material and Finish

Aluminium alloy and steel, natural

Performance Details

Radial load:

Maximum static load: 650 N @ 100mm from hinge axis (145 lbf 4")

Axial load:

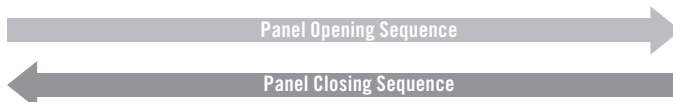
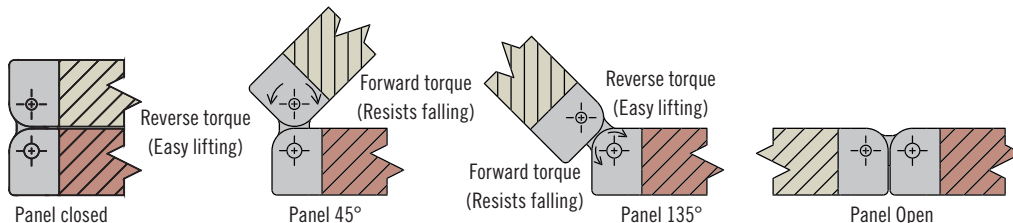
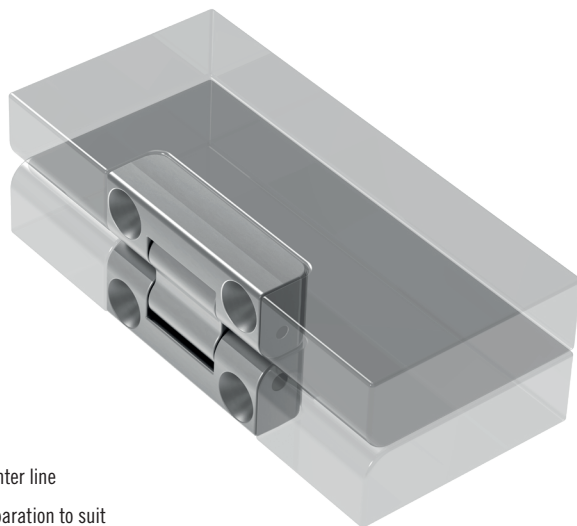
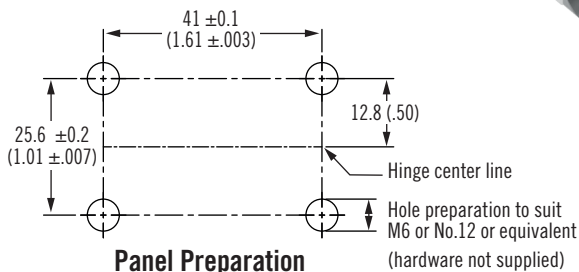
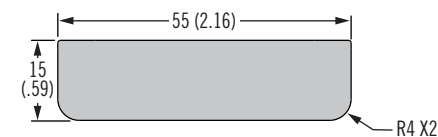
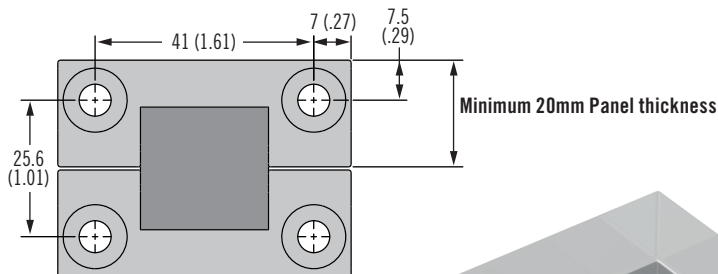
Maximum static load: 1500 N (330 lbf)

Cycle performance:

20,000 cycles within ±20% of static torque specification

Installation Notes

Install hinge using 2x M6 or No 12 CSK screws or equivalent (not supplied). Ensure substrate and screw length is suitable for required application strength



Part Number Selection

See table

AH - 2E - 20 XX A 2 - FF

XX Torque ←

FF Finish →

- 50 Black anodised
- 63 Natural aluminium
- 70 Silver electroplated

| Torque | Forward Torque N·m (in·lbf) | Reverse Torque N·m (in·lbf) |
|--------|--------------------------------|--------------------------------|
| 00 | Free Operating | |
| 12 | 1.5 (13.2) | 1.1 (9.7) (REF) |
| 16 | 1.8 (16) | 1.3 (11.5) (REF) |
| 20 | 2 (17.7) | 1.5 (13.2) (REF) |
| 24 | 2.2 (19.4) | 1.6 (14) (REF) |

AH-2E Hinge

Position control · Constant torque



- Smooth, zero backlash operation
- Space efficient design provides high torque in minimum space
- Constant torque, never needs adjusting

Material and Finish

Stainless steel and steel

Performance Details

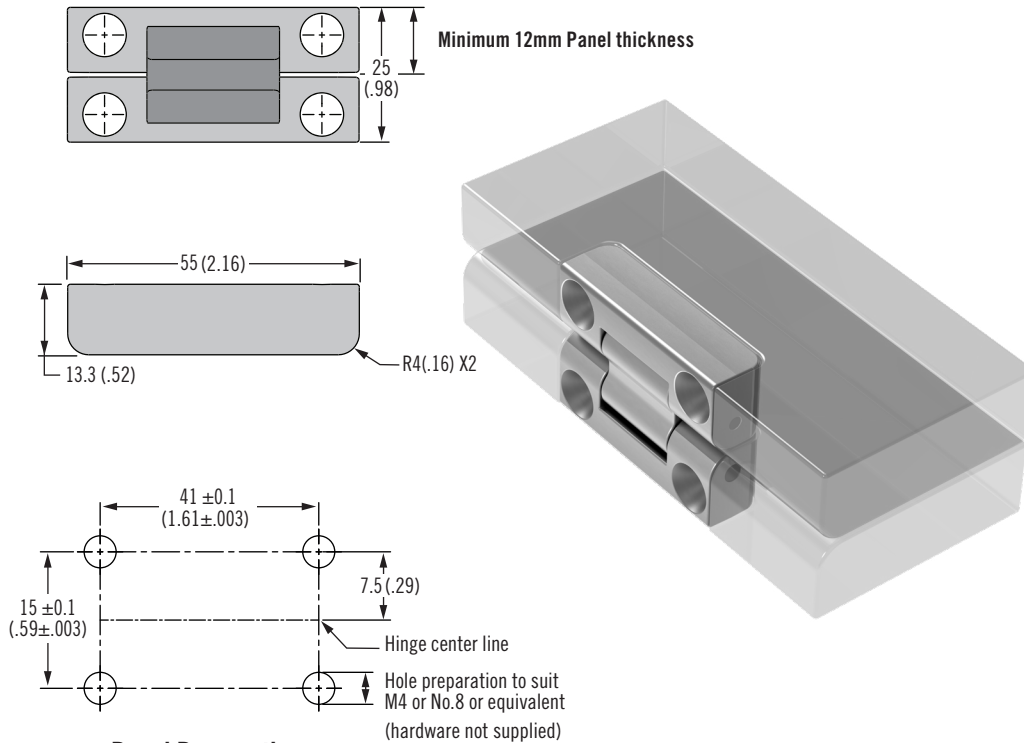
Cycle performance:
20,000 cycles within $\pm 20\%$ of static torque specification

Installation Notes

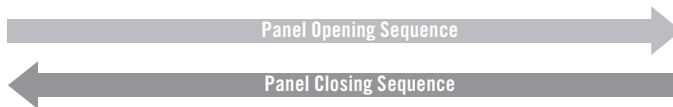
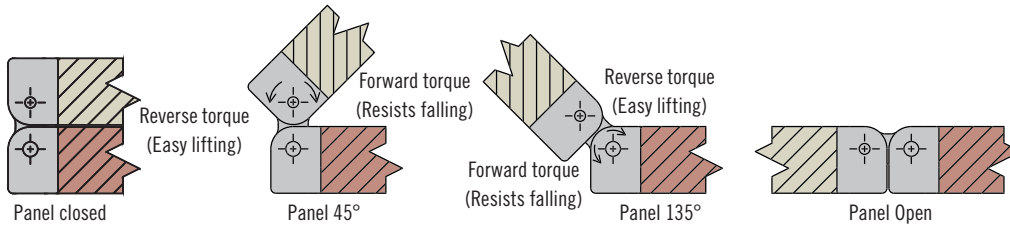
Install hinge using 4x M4 or No 8 CSK screws or equivalent (not supplied). Ensure substrate and screw length is suitable for required application strength

Part Number Selection

See table



Panel Preparation



AH - 2E - 12 XX A 2 - FF ← **FF** Finish
24 Stainless steel

XX Torque

| Torque | Symmetric Torque N·m (in·lbf) |
|--------|----------------------------------|
| 00 | Free Operating |
| 04 | 0.3 (2.7) |
| 08 | 0.6 (5.3) |
| 12 | 1 (8.8) |