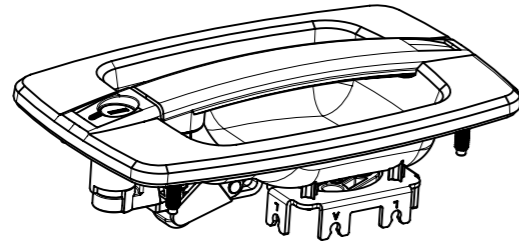


REVISION HISTORY			
REV	DATE	BY	DESCRIPTION
D	29AUG2024	RMD/ASM	PRN: P2024-1264

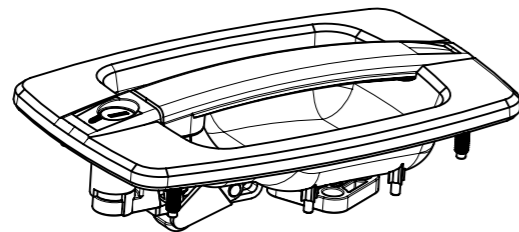
SOUTHCO PERFORMANCE GUIDELINES

THE PERFORMANCE GUIDELINES SHOWN ON THIS PAGE ARE SUPPLIED AS A GENERAL GUIDE ONLY. AS CONDITIONS VARY WITH EACH APPLICATION AND METHOD OF INSTALLATION, STRENGTH DATA IS GIVEN FOR FAILURE OF THE PRODUCT OR FOR SUFFICIENT DEFORMATION TO MAKE THE PRODUCT INOPERABLE. NO SAFETY FACTOR HAS BEEN APPLIED. IT IS RECOMMENDED THAT THE USER REQUEST A PRODUCT SAMPLE FOR TESTING TO DETERMINE THE SUITABILITY OF THE PRODUCT FOR THE PURPOSE INTENDED AND USER'S PARTICULAR APPLICATION.



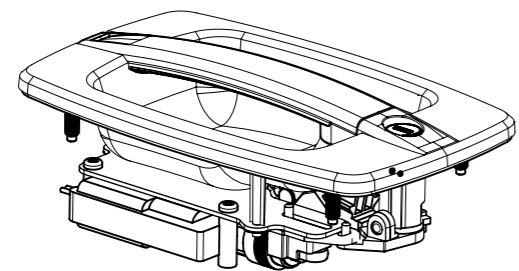
AC-10-3Y1-11: MULTIPOINT W/ CABLE BRACKET

1. ULTIMATE STRENGTH TESTS WERE PERFORMED WITH PART NUMBER AC-10-351-11.
2. CONSULT SOUTHCO FOR OTHER TECHNICAL DETAILS.
3. CYCLE TEST PERFORMED WITH 35LB ON THE ROTATOR PLATE



AC-10-2Y1-11: MULTIPOINT W/O CABLE BRACKET

	AVERAGE ULTIMATE STRENGTH		INSTALLATION TORQUE	CYCLE LIFE
	LOCKED	UNLOCKED		
AC-10-3Y1-11	2580 N	2510 N	7 N-m MAX	40,000
AC-10-2Y1-11				
AC-10-EM-3Y1-11				



AC-10-EM-3Y1-11: MULTI-POINT W/ CABLE BRACKET & LOCK/UNLOCK ELECTRONIC ACTUATOR

NOTE:
SOUTHCO ACTUATOR USED IN A PASSENGER RESTRAINT SYSTEM MUST BE FULLY TESTED IN THE DOOR SYSTEM

trAC-18753 trAC-31168 trAC-37468

	THIRD ANGLE PROJECTION	 CONNECT • CREATE • INNOVATE		
	MILLIMETERS [IN]			
	TOLERANCES UNLESS OTHERWISE NOTED	DESCRIPTION		
	UP TO 0.5 ±0.05	AC-10 ACTUATOR HANDLE		
	OVER 0.5 UP TO 6 ±0.1	SIZE	SYSTEM	DWG NO.
	OVER 6 UP TO 30 ±0.2	A3	NX	TD-AC-10
	OVER 30 ±0.3	DRAWN BY		
	ANGLES ±1°	ASM	DATE	SCALE
	PER ASME Y14.5M-2009		08SEPT2014	2:5
				SHEET 1 OF 1

PROPRIETARY ITEM
EXCEPT FOR USES EXPRESSLY GRANTED
IN WRITING, INFORMATION DISCLOSED
HEREON IS CONFIDENTIAL AND ALL
RIGHTS, PATENT AND OTHERWISE,
ARE RESERVED BY SOUTHCO, INC.