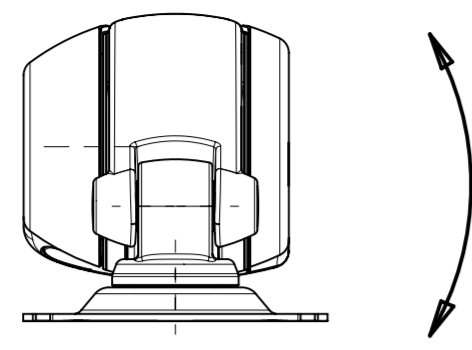
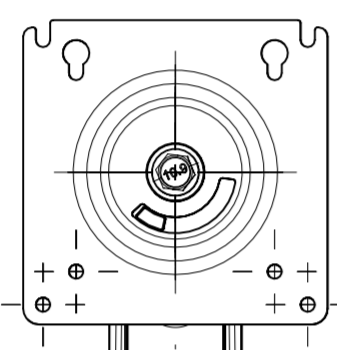


REVISION HISTORY			
REV	DATE	BY	DESCRIPTION
A	17DEC2019	GEA	P2019-1890

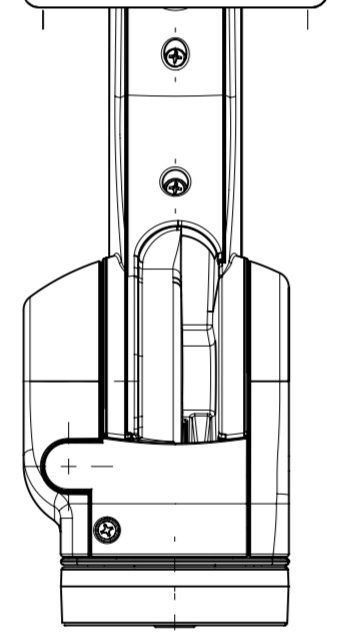


ARM TO SWIVEL MOUNT BASE  
±90 FROM  
POSITION SHOWN  
(BASE FIXED)

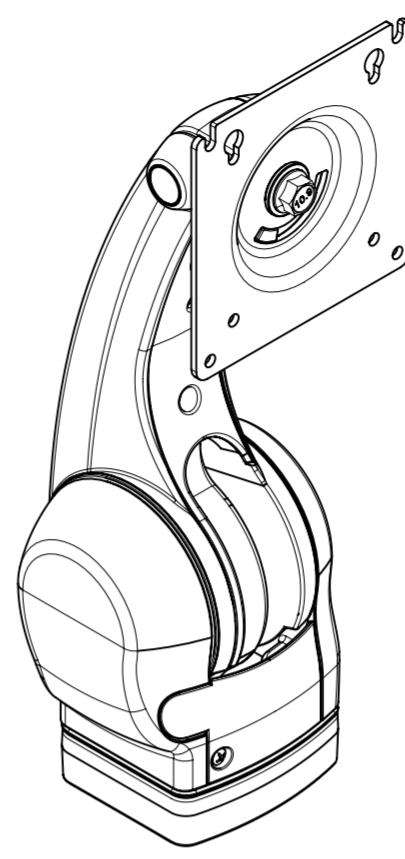
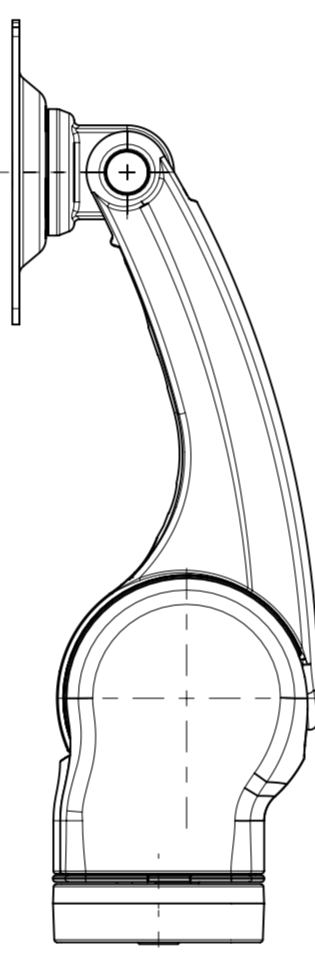
DISPLAY ROTATE  
(PORTRAIT TO LANDSCAPE)  
95° CLOCKWISE  
5° COUNTERCLOCKWISE



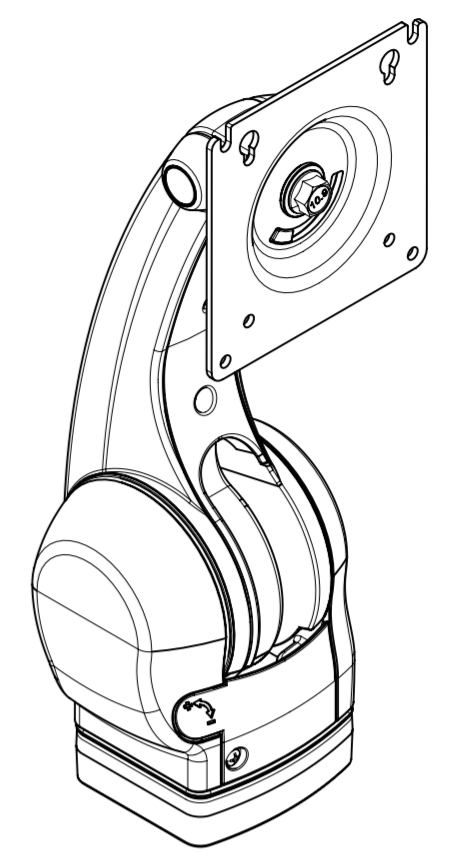
DISPLAY TILT  
(DISPLAY SIZE  
AND THICKNESS  
ARE RANGE LIMITS)



ARM UP 0°  
ARM DOWN 90°  
(FROM POSITION  
SHOWN)



FIXED TORQUE ARM



ADJUSTABLE TORQUE ARM

SOUTHCO PERFORMANCE GUIDELINES:  
THE PERFORMANCE GUIDLINES SHOWN ON THIS PAGE ARE SUPPLIED AS A GENERAL GUIDE ONLY, AS CONDITIONS VARY WITH EACH APPLICATION AND METHOD OF INSTALLATION, STRENGTH DATA GIVEN IS FOR FAILURE OF PRODUCT OR FOR SUFFICIENT DEFORMATION TO MAKE THE PRODUCT INOPERABLE. NO SAFETY FACTOR HAS BEEN APPLIED. IT IS RECOMMENDED THAT THE USER REQUEST A PRODUCT SAMPLE FOR TESTING TO DETERMINE THE SUITABILITY OF THE PRODUCT FOR THE PURPOSE INTENDED AND USER'S PARTICULAR APPLICATION.

NOTES:

- TEST DATA FROM SOUTHCO TEST REPORTS:  
trAV-33875(\*1), trAV-33876(\*2), trAV-36842(\*3) and trAV-39624(\*4).  
  
NOTE: CYCLE AND LOAD TESTS WERE CONDUCTED WITH THE FIXED AND ADJUSTABLE ARM VERSIONS. ULTIMATE LOAD TEST WAS CONDUCTED WITH THE DISPLAY PERPENDICULAR TO THE MOUNTING PLANE AT THE LARGEST LINEAR DISTANCE IN THE UP AND DOWN DIRECTIONS. ARMS WERE CYCLE TESTED WITH A POWER, GRAPHICS AND 3 USB CABLES ROUTED INSIDE ARM.
- DISPLAY MOUNTING SYSTEM CYCLE TEST AS COMBINED MOTIONS AS FOLLOWS:  
COMBINED ARM LIFT FROM HIGHEST TO LOWEST POSITION WITH THE DISPLAY TILT MOTION FORWARD AND REVERSE FOR 90 DEGREE RANGE OF MOTION.  
DISPLAY SWIVEL ±90° FROM POSITION SHOWN.  
DISPLAY ROATE (PORTRAIT TO LANDSCAPE) 90° FROM POSITION SHOWN.  
  
CYCLE TESTING CONDUCTED WITH A 12.7 1kg (28 lbm) TEST DISPLAY PANEL ATTACHED FOR THE CYCLE TESTING.
- TILT TORQUE SPECIFICATION AT A CYCLE LIFE OF 20,000 CYCLES AT 25% DUTY CYCLE AT SPEEDS LESS THAN 15 RPM.  
  
NOTE:  
a. TILT FORWARD AND TILT REVERSE TORQUE MEASURED WITH THE DISPLAY IN THE VERTICAL (0°) POSITION.  
b. THE ARM LIFT AND LOWER TORQUE MEASURED WITH THE HIGHEST WEIGHT DISPLAY FOR THE FIXED ARM AND ADJUSTABLE ARMS.
- PART NUMBERS: YY = 50, 60, 61 OR 76

ARM STYLE	PART NUMBERS	DISPLAY TILT REVERSE TORQUE N*m (lbf*in) ±20% (*1,*2)	DISPLAY TILT FORWARD TORQUE N*m (lbf*in) REFERENCE (*1,*2)	LOWER ARM PIVOT TORQUE IN DOWN DIRECTION NEAR LOWEST ARM HEIGHT (HEAVIEST DISPLAY ADJUSTMENT) N*m (lbf*in) (*1, *2)	LOWER ARM PIVOT TORQUE IN DOWN DIRECTION FROM HIGHEST ARM HEIGHT (HEAVIEST DISPLAY ADJUSTMENT) N*m (lbf*in) (*1,*2)	ARM SWIVEL TORQUE (BASE FIXED) N*m (lbf*in) USER ADJUSTABLE (*3)	DISPLAY PLATE ROTATION N*m (lbf*in) (*1)	WORKING LOAD RATING PER UL 1678 N (lbm)	AVERAGE ULTIMATE LOAD DOWNWARD N (lbm) / UPWARD N (lbm) (*4)	CYCLE LIFE (*1)
FIXED VERSION	AV-D32-20C233-YY	8.0 (70.8)	6.4 (57)	22.8 (202)	17.8 (157.5)	2.8 N*m (24.8 lbf*in) NOMINAL / 1.3 N*m (11.5 lbf*in) MINIMUM	3.4 (30.1) NOMINAL / 1.9 (16.8) MINIMUM	2.2 TO 7 (4.85 TO 15.43)	1181 (265) / 540 (121)	20,000
	AV-D32-20C235-YY	11.4 (100.5)	8.5 (75.2)	40.2 (355.4)	30.1 (267)			4.5 TO 10.4 (9.92 TO 22.9)		
	AV-D32-20C236-YY	14.7 (130)	10.5 (93.6)					6 TO 13 (13.22 TO 28.6)		
ADJUSTABLE VERSION	AV-D32-20C237-YY	8.0 (70.8)	6.4 (57)	22.8 (202)	17.8 (157.5)	2.8 N*m (24.8 lbf*in) NOMINAL / 1.3 N*m (11.5 lbf*in) MINIMUM	3.4 (30.1) NOMINAL / 1.9 (16.8) MINIMUM	2.2 TO 7 (4.85 TO 15.43)	1181 (265) / 540 (121)	20,000
	AV-D32-20C238-YY	11.4 (100.5)	8.5 (75.2)	40.2 (355.4)	30.1 (267)			4.5 TO 10.4 (9.92 TO 22.9)		
	AV-D32-20C239-YY	14.7 (130)	10.5 (93.6)					6 TO 13 (13.22 TO 28.6)		

CPB NUMBER 2017-0076	THIRD ANGLE PROJECTION	
	MILLIMETERS [IN]	
SURFACE AREA XXXXXmm²	TOLERANCES UNLESS OTHERWISE NOTED	<b>HINGE &amp; CONTROLLED MOTION DEVICE STANDARD DESKTOP ARM ASSEMBLY</b>
VOLUME XXXXXmm³	UP TO 0.5 ±0.05 OVER 0.5 UP TO 6 ±0.1 OVER 6 UP TO 30 ±0.2 OVER 30 ±0.3	
PROPRIETARY ITEM	ANGLES ±1°	
EXCEPT FOR USES EXPRESSLY GRANTED IN WRITING, INFORMATION DISCLOSED HEREON IS CONFIDENTIAL AND ALL RIGHTS, PATENT AND OTHERWISE, ARE RESERVED BY SOUTHCO, INC.	PER ASME Y14.5M-1994	
DRAWN BY GEA		DATE 11JUL2019
SCALE 1:1		SHEET 1 OF 1