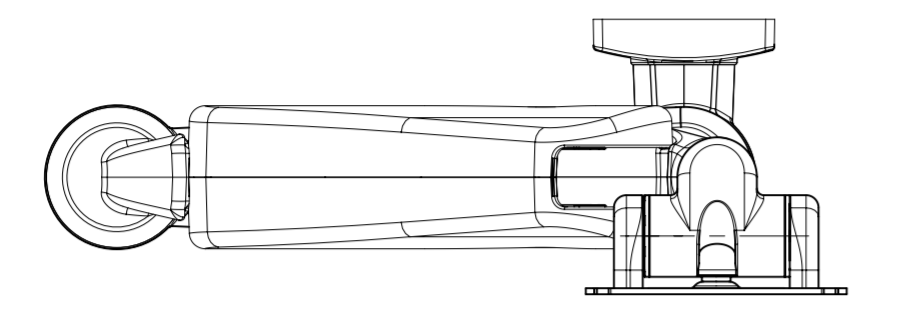


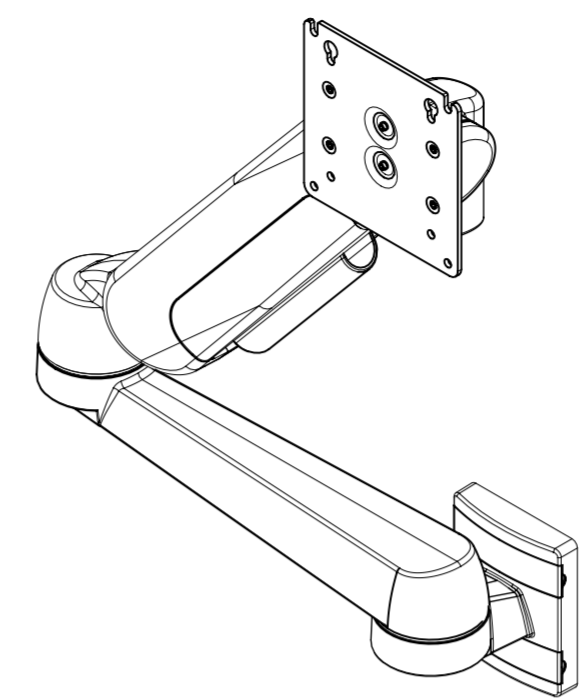
REVISION HISTORY			
REV	DATE	BY	DESCRIPTION
A	25MAR2020	DKP/DMS	PRN: P2020-0368



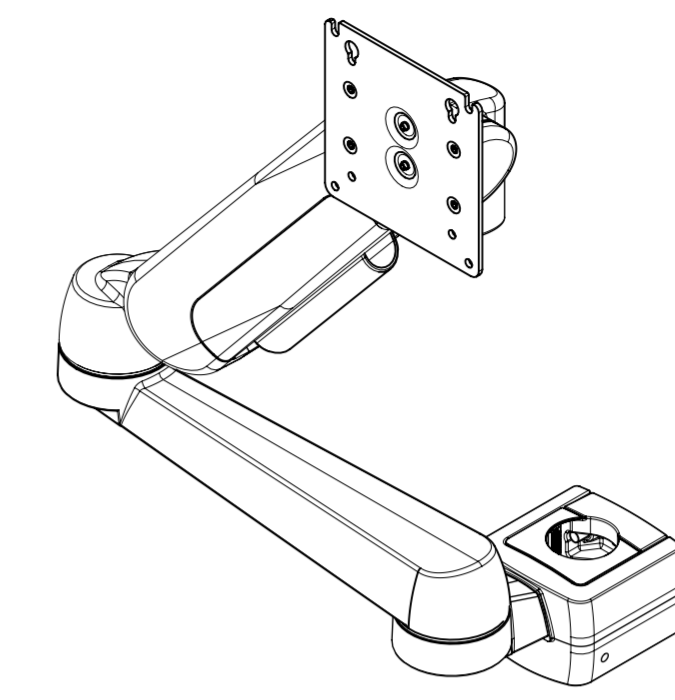
UPPER ARM PIVOT  
TO LOWER ARM  
0° COUNTERCLOCKWISE  
360° CLOCKWISE

DISPLAY SWIVEL  
0° CLOCKWISE  
180° COUNTERCLOCKWISE

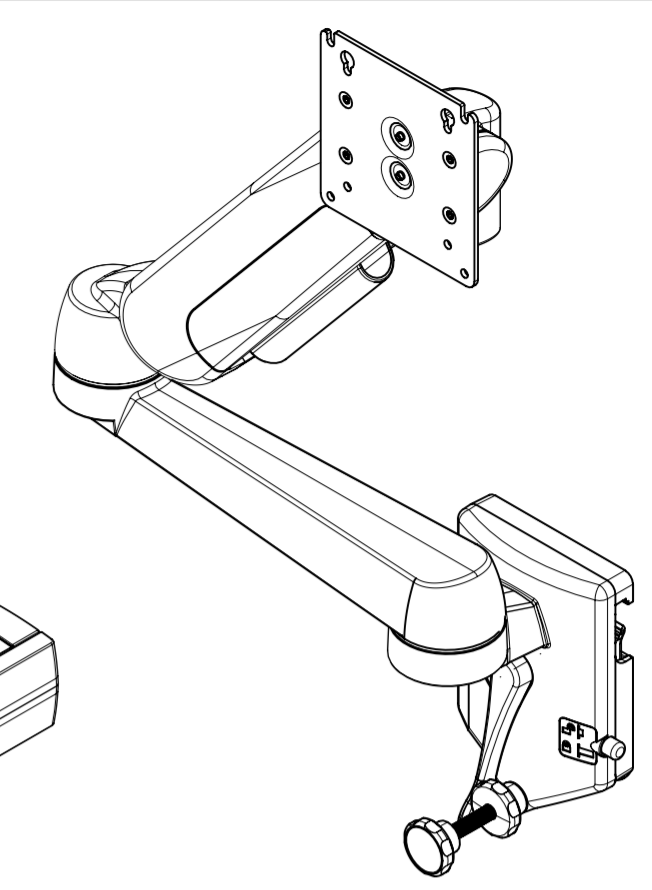
LOWER ARM TO MOUNT BASE  
0° CLOCKWISE  
180° COUNTERCLOCKWISE



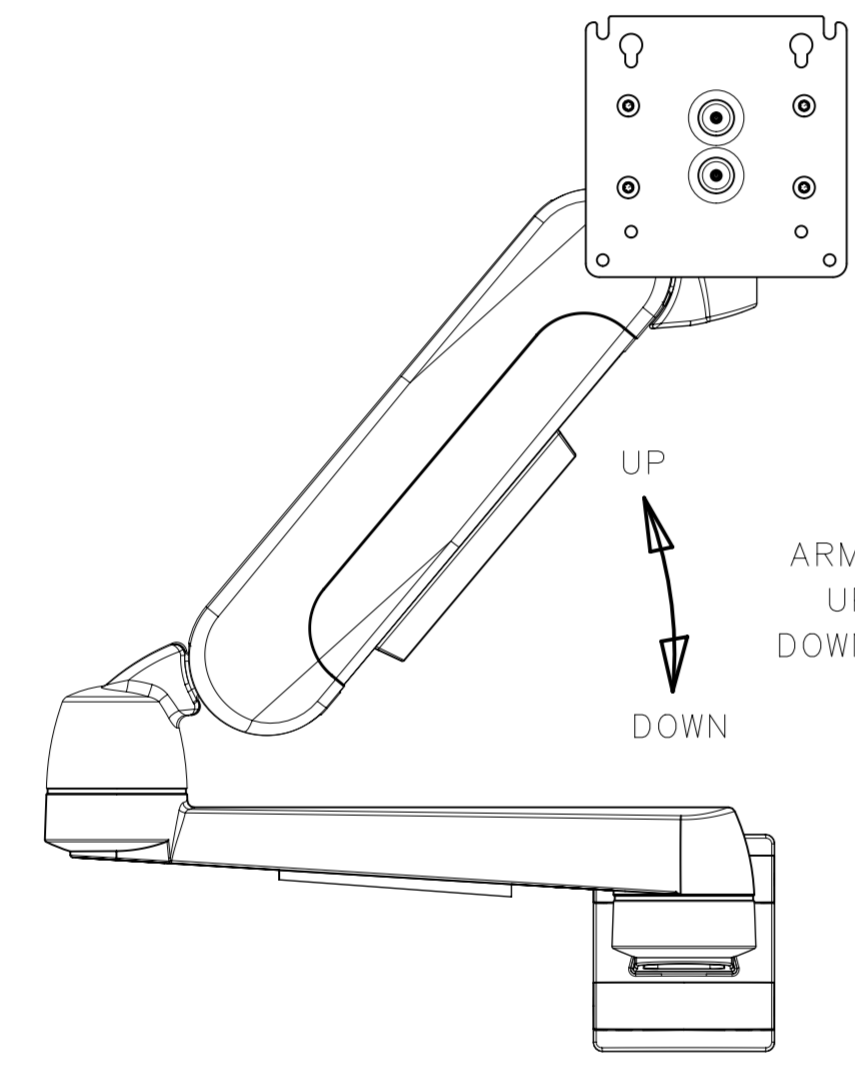
FRONT MOUNT



POLE MOUNT



DIN RAIL MOUNT



DISPLAY TILT  
35° FORWARD  
20° REVERSE

FORWARD  
REVERSE

ARM LIFT  
UP 0°  
DOWN 100°

UP  
DOWN

SOUTHCO PERFORMANCE GUIDELINES:  
THE PERFORMANCE GUIDELINES SHOWN ON THIS PAGE ARE SUPPLIED AS A GENERAL GUIDE ONLY, AS CONDITIONS VARY WITH EACH APPLICATION AND METHOD OF INSTALLATION, STRENGTH DATA GIVEN IS FOR FAILURE OF PRODUCT OR FOR SUFFICIENT DEFORMATION TO MAKE THE PRODUCT INOPERABLE. NO SAFETY FACTOR HAS BEEN APPLIED. IT IS RECOMMENDED THAT THE USER REQUEST A PRODUCT SAMPLE FOR TESTING TO DETERMINE THE SUITABILITY OF THE PRODUCT FOR THE PURPOSE INTENDED AND USER'S PARTICULAR APPLICATION.

NOTES:

- TEST DATA FROM THE FOLLOWING SOUTHCO TEST REPORTS.  

<1>TRAV-18175	<5>TRAV-37486
<2>TRAV-38002	<6>TRAV-39661
<3>TRAV-39529	<7>TRAV-39224
<4>TRAV-16829	

NOTE: CYCLE TESTS WERE CONDUCTED WITH FRONT MOUNT VERSIONS. ULTIMATE LOAD TEST WERE CONDUCTED WITH FRONT, POLE AND DIN RAIL MOUNTS WITH THE ARM FULLY EXTENDED FOR THE LARGEST LINEAR DISTANCE, AND IN TWO DIFFERENT OPERATIONS, PERPENDICULAR AND PARALLEL TO MOUNTING PLANE.

- DISPLAY MOUNTING SYSTEM CYCLE TEST AS COMBINED MOTIONS AS FOLLOWS:  
 DISPLAY TILT FORWARD 35° AND REVERSE 20° .  
 DISPLAY SWIVEL ±90° FROM POSITION SHOWN.  
 ARM PIVOT ±90° FROM POSITION SHOWN.

CYCLE TESTING CONDUCTED WITH A 9.98 kg (22 lbm) TEST DISPLAY PANEL ATTACHED FOR THE CYCLE TEST.

- TILT TORQUE SPECIFICATION AT A CYCLE LIFE OF 20,000 CYCLES AT 25% DUTY CYCLE AT SPEEDS LESS THAN 15 RPM.

NOTE: TILT FORWARD AND TILT REVERSE TORQUE MEASURED WITH THE DISPLAY IN THE VERTICAL (0°) POSITION. THE TILT TORQUE IN THE FORWARD AND REVERSE DIRECTION VARIES WITH THE COUNTERBALANCE, (WHEN EQUIPPED).

- PART NUMBERS: YY = 50, 60, 61, 76, 77 OR 78.

ARM STYLE	PART NUMBERS	DISPLAY TILT REVERSE TORQUE N*m (lbf*in) ±20% <1>	DISPLAY TILT FORWARD TORQUE N*m (lbf*in) REFERENCE <1>	DISPLAY SWIVEL TORQUE N*m (lbf*in) <2>	MIDDLE ARM PIVOT TORQUE <2>	LOWER ARM PIVOT ARM TORQUE <2>	WORKING LOAD RATING PER UL 1678 N (lbm)	AVERAGE ULTIMATE LOAD N (lbm) <2,3,4>	SWIVEL STOP AVERAGE ULTIMATE TORQUE N*m (lbf*in) <5>	UPPER ARM PIVOT STOP AVERAGE ULTIMATE TORQUE N*m (lbf*in) <6,7>	LOWER ARM BASE STOP AVERAGE ULTIMATE TORQUE N*m (lbf*in) <7>	CYCLE LIFE <2>						
FRONT MOUNT	AV-D32-72W141-YY	7.9 (70)	2.2 (19.5)	4.29 N*m (38 lbf*in) NOMINAL / 2.71 N*m (24 lbf*in) MINIMUM	6.0 N*m (53.1 lbf*in) NOMINAL / 4.2 N*m (37.1 lbf*in) MINIMUM	6.0 N*m (53.1 lbf*in) NOMINAL / 4.2 N*m (37.1 lbf*in) MINIMUM	70 (15.7)	1050(236)	11.3(100)	20.0(177)	30.0(265)	20,000						
	AV-D32-72W142-YY	15.36 (136)	2.26 (20)				100 (22.5)											
	AV-D32-72W143-YY	8.58 (76)	6.01 (53.2)				70 (15.7)											
	AV-D32-79W141-YY	7.9 (70)	2.2 (19.5)				70 (15.7)											
	AV-D32-79W142-YY	15.36 (136)	2.26 (20)				100 (22.5)											
	AV-D32-79W143-YY	8.58 (76)	6.01 (53.2)				70 (15.7)											
POLE MOUNT	AV-D32-72W161-YY	7.9 (70)	2.2 (19.5)		4.29 N*m (38 lbf*in) NOMINAL / 2.71 N*m (24 lbf*in) MINIMUM	6.0 N*m (53.1 lbf*in) NOMINAL / 4.2 N*m (37.1 lbf*in) MINIMUM	6.0 N*m (53.1 lbf*in) NOMINAL / 4.2 N*m (37.1 lbf*in) MINIMUM						70 (15.7)	1050(236)	11.3(100)	20.0(177)	30.0(265)	20,000
	AV-D32-72W162-YY	15.36 (136)	2.26 (20)										100 (22.5)					
	AV-D32-79W161-YY	7.9 (70)	2.2 (19.5)										70 (15.7)					
	AV-D32-79W162-YY	15.36 (136)	2.26 (20)										100 (22.5)					
	AV-D32-79W163-YY	8.58 (76)	6.01 (53.2)										70 (15.7)					
	AV-D32-72W171-YY	7.9 (70)	2.2 (19.5)										70 (15.7)					
DIN RAIL MOUNT	AV-D32-72W172-YY	15.36 (136)	2.26 (20)	4.29 N*m (38 lbf*in) NOMINAL / 2.71 N*m (24 lbf*in) MINIMUM		6.0 N*m (53.1 lbf*in) NOMINAL / 4.2 N*m (37.1 lbf*in) MINIMUM	6.0 N*m (53.1 lbf*in) NOMINAL / 4.2 N*m (37.1 lbf*in) MINIMUM	100 (22.5)	1050(236)	11.3(100)	20.0(177)	30.0(265)	20,000					
	AV-D32-72W173-YY	8.58 (76)	6.01 (53.2)					70 (15.7)										
	AV-D32-79W171-YY	7.9 (70)	2.2 (19.5)					70 (15.7)										
	AV-D32-79W172-YY	15.36 (136)	2.26 (20)					100 (22.5)										
	AV-D32-79W173-YY	8.58 (76)	6.01 (53.2)					70 (15.7)										
	AV-D32-79W173-YY	8.58 (76)	6.01 (53.2)					70 (15.7)										

CPB NUMBER 2017-0520	THIRD ANGLE PROJECTION		
SURFACE AREA	MILLIMETERS [IN]		
VOLUME	TOLERANCES UNLESS OTHERWISE NOTED		DESCRIPTION HINGE & CONTROLLED MOTION DEVICE
PROPRIETARY ITEM	ALL DIMENSIONS WITHOUT TOLERANCES ARE FOR REFERENCE ONLY.		AV-D32 ARTICULATING DOUBLE ARM
EXCEPT FOR USES EXPRESSLY GRANTED IN WRITING, INFORMATION DISCLOSED HEREON IS CONFIDENTIAL AND ALL RIGHTS, PATENT AND OTHERWISE, ARE RESERVED BY SOUTHCO, INC.	PER ASME Y14.5M-1994	DWG NO. A2 NX TD-AV-D32-7XW1YZ-J	SIZE SYSTEM A2 NX
	DRAWN BY GEA	DATE 10OCT2019	SCALE 1:1
			SHEET 1 OF 1