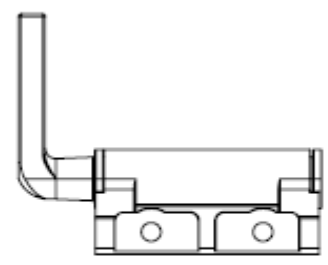


REV	DATE	DRAWN	DESCRIPTION
A	10-Jun-20	MJS	INITIAL RELEASE

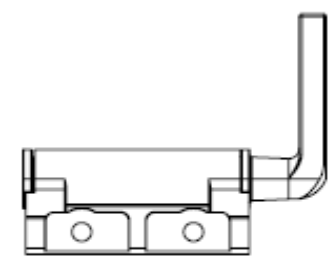
ST-10E HINGE

DATE	DRAWN	CHKD
8-Jun-10	MJS	

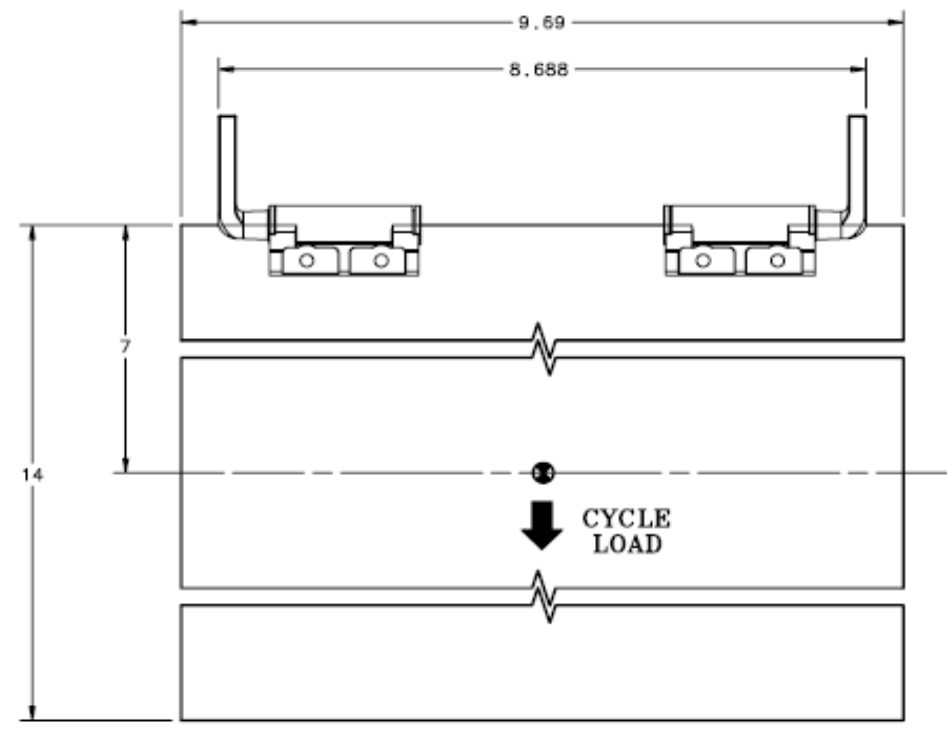
Drawing Number
TD-ST-10E-2-J



TYPE E



TYPE G



CYCLE TEST SET-UP
SCALE .50:1
PANEL WEIGHT: 6.8 lb

PART NUMBERS		HORIZONTAL AXIS			
TYPE E	TYPE G	MAXIMUM STATIC RADIAL LOAD N/lb	MAXIMUM STATIC AXIAL LOAD N/lb	STATIC TORQUE +/-20% N*m/lbf*in	CYCLE LIFE 4.08 kg (9 lbm)
ST-10E-120SE-XX	ST-10E-120SG-XX	750 N / 168 lbf	1000 N / 224 lbf	1.35/12	20,000
ST-10E-200SE-XX	ST-10E-200SG-XX			2.26/20	
ST-10E-280SE-XX	ST-10E-280SG-XX			3.16/28	
ST-10E-360SE-XX	ST-10E-360SG-XX			4.06/36	
ST-10E-200FE-XX	ST-10E-200FG-XX			2.26/20	
ST-10E-280FE-XX	ST-10E-280FG-XX			3.16/28	
ST-10E-360FE-XX	ST-10E-360FG-XX			4.06/36	
ST-10E-440FE-XX	ST-10E-440FG-XX			4.97/44	
ST-10E-200RE-XX	ST-10E-200RG-XX			2.26/20	
ST-10E-280RE-XX	ST-10E-280RG-XX			3.16/28	
ST-10E-360RE-XX	ST-10E-360RG-XX			4.06/36	
ST-10E-440RE-XX	ST-10E-440RG-XX			4.97/44	

REF: TR ST-15 & TR ST-6503

-33 NATURAL FINISH
-50 BLACK FINISH

Testing completed at Ambient and at Temperature
Testing conducted at both horizontal and vertical axis