

SOUTHCO PERFORMANCE GUIDELINES:  
 THE PERFORMANCE GUIDELINES SHOWN ON THIS PAGE ARE SUPPLIED AS A GENERAL GUIDE ONLY, AS CONDITIONS VARY WITH EACH APPLICATION AND METHOD OF INSTALLATION. STRENGTH DATA GIVEN IS FOR FAILURE OF THE PRODUCT OR FOR SUFFICIENT DEFORMATION TO MAKE PRODUCT INOPERABLE. NO SAFETY FACTOR HAS BEEN APPLIED IT IS RECOMMENDED THAT THE USER REQUEST A PRODUCT SAMPLE FOR TESTING TO DETERMINE THE SUITABILITY OF THE PRODUCT FOR THE PURPOSE INTENDED AND USER'S PARTICULAR APPLICATION.

**southco**

PROPRIETARY ITEM - EXCEPT FOR USES EXPRESSLY GRANTED IN WRITING INFORMATION DISCLOSED HEREON IS CONFIDENTIAL AND ALL RIGHTS PATENT AND OTHERWISE ARE RESERVED BY SOUTHCO, INC.

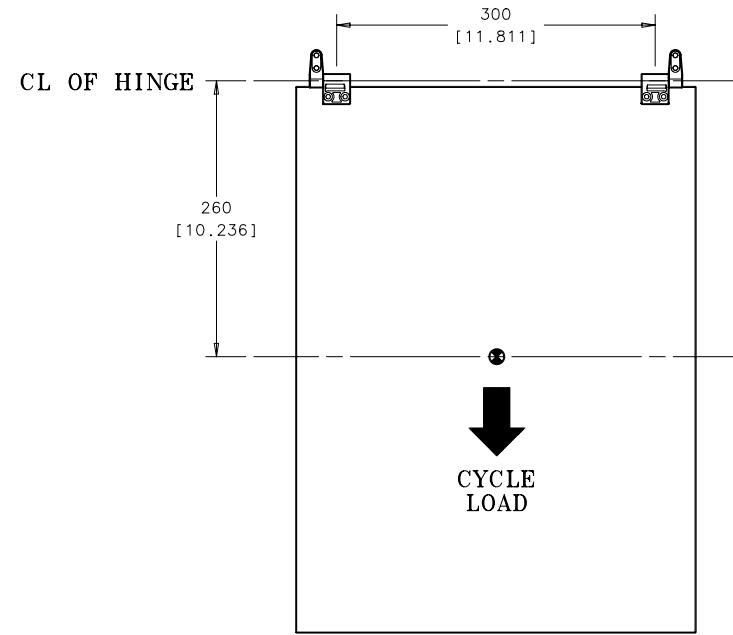
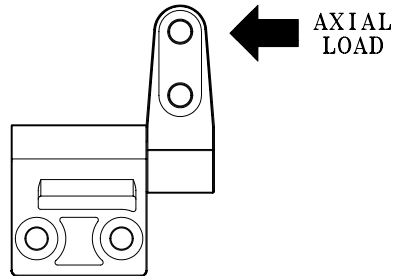
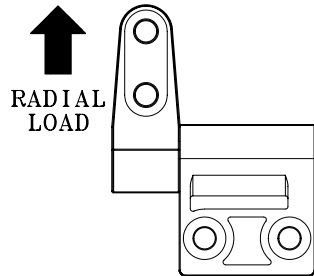
ST-12A HINGE

DATE	DRAWN	CHKD	SCALE	DRAWING NUMBER
25FEB2006	MJS	TLK	1:1	TD-ST-12-J

REV	DATE	DRAWN/CHKD	DESCRIPTION

THIRD ANGLE PROJECTION  
 A4 PAPER SIZE

MILLIMETERS/[ INCHES ]



CYCLE TEST SET-UP  
 SCALE .20:1

PART NUMBERS		MAXIMUM STATIC RADIAL LOAD N / lb ①	MAXIMUM STATIC AXIAL LOAD N / lb ①	STATIC TORQUE ±20% N·m/in-lb	CYCLE LIFE 2.67 kg (5.8965 lbs) ②
TYPE A	TYPE A				
ST-12A-120SA-33	ST-12A-120SB-33	1000 / 225	1200 / 270	1.35 / 12	20,000
ST-12A-200SA-33	ST-12A-200SB-33			2.26 / 20	
ST-12A-280SA-33	ST-12A-280SB-33			3.16 / 28	
ST-12A-360SA-33	ST-12A-360SB-33			4.07 / 36	
ST-12A-200FA-33	ST-12A-200FB-33			2.26 / 20	
ST-12A-280FA-33	ST-12A-280FB-33			3.16 / 28	
ST-12A-360FA-33	ST-12A-360FB-33			4.07 / 36	
ST-12A-440FA-33	ST-12A-440FB-33			4.97 / 44	
ST-12A-200RA-33	ST-12A-200RB-33			2.26 / 20	
ST-12A-280RA-33	ST-12A-280RB-33			3.16 / 28	
ST-12A-360RA-33	ST-12A-360RB-33			4.07 / 36	
ST-12A-440RA-33	ST-12A-440RB-33			4.97 / 44	

① AXIAL AND RADIAL LOADS APPLIED ONE TIME TO A SINGLE HINGE WITHOUT DEGRADATION OF PERFORMANCE.

② CLOSED POSITION TO OPEN POSITION AT 180° PLUS RETURN TO INITIAL CLOSED POSITION; AT AMBIENT TEMPERATURE.