









Southco Customer Service and Technical Support

Americas Global Headquarters
Concordville, PA · USA
Tel: (1) 610 459 4000

Europe Headquarters
Worcester · UK
Tel: (44) (0) 1905 346722

Asia Headquarters
Hong Kong · China
Tel: (852) 3127 1503

Visit www.southco.com
for all your Access Hardware needs

-  Download CAD Files
-  Access Online Catalog
-  Request Samples
-  User Account
-  Check Stock
-  Compliance Statements
-  Order Print Catalog
-  Online Chat



ENGINEERED ACCESS SOLUTIONS

PRODUCT OVERVIEW




Over **40,000**
Standard Products

More than **15,000**
Custom Products

17 Manufacturing &
Stocking Locations

Engineering Design
Locations in **9** Countries

Southco's products are engineered to meet demanding application requirements across a wide range of industries.



Electronic Access Solutions

- Intelligent locking and latching
- Remote access control and monitoring
- Simplified key management



Panel Fasteners

- Provides quick access for hinged or removable panels
- Latches into thru or blind holes
- Locates sliding panels



Draw Latches

- Clamps and holds two panels together
- Secures against vibration, rattle and panel misalignment
- Wide variety of sizes and styles to suit varying strength requirements



Inject/Eject Mechanisms

- Ergonomic insertion, extraction and locking of electronic modules
- Adheres to industry standards for robustness and hot swap capability
- Wide range of designs to match popular connector pin densities



Display Mounts

- Allows for ergonomic positioning of displays
- Integrated positioning technology that provides precision control
- Maintenance- and adjustment-free performance for the lifetime of most applications



Multi-Point Latching Systems

- Provides latching at multiple points around a door with a single action
- Optimizes sealing and eliminates pry points, door flexing and rattle
- Wide range of actuator styles suit indoor and outdoor enclosures



Hinges

- Allows doors to open and close easily
- Positioning options to hold door in any position
- Options for quick door removal and concealed mounting to enhance industrial design



Handles and Pulls

- Provides comfortable touch points for opening, closing and lifting
- Surface mount, flush and folding models to suit any application
- Quick and easy installation



Compression Latches

- Compresses gaskets and seals doors with one simple motion, meets NEMA/IP requirements
- Clamps securely to eliminate noise and rattle
- Available in hand, tool and key options to meet application security requirements



Push-to-Close Latches

- Intuitive push-to-close operation holds doors secure
- Wide range of quick actuation options provides easy user access
- Simple, single hole installation



DZUS[®] Quarter-Turn Fasteners

- Quickly secures and releases with a 90 degree turn
- Stays captive to the panel, providing ease of use and preventing lost hardware
- Provides a strong, consistent clamping force with repeated operation



Entry Door Locksets

- Door hardware engineered to withstand harsh marine environments
- Suitable for cabin or entry door and deck applications
- Provides performance, design and styling



Cam Latches, Locks and Swinghandles

- Simple quarter-turn operation to secure doors
- Adjustable versions allow users to customize the fit
- Sealed versions provide NEMA/IP compliance



Rotary Latch Systems

- Concealed, push-to-close latching at one or more points of a door
- Remote actuation allows latch and actuator to be positioned independently
- High strength and reliable performance in demanding applications



Captive Screws

- Stays secure to the panel, preventing loss and protecting sensitive electronics
- Tool recess, thread size and installation options to suit any application
- Spring ejection and self-aligning float provide easy installation



LIFT-A-SYST[®] and Counterbalance Systems

- Easily lift and position heavy objects with very little effort
- Highly repeatable, maintenance-free life up to 100k cycles
- Consistent performance over a wide range of temperatures

