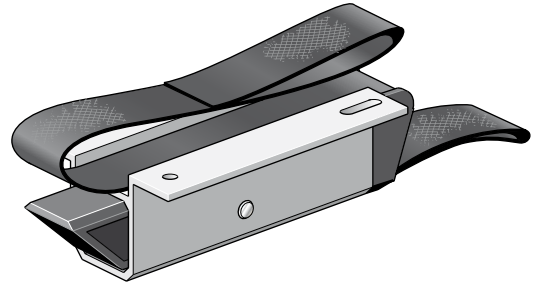
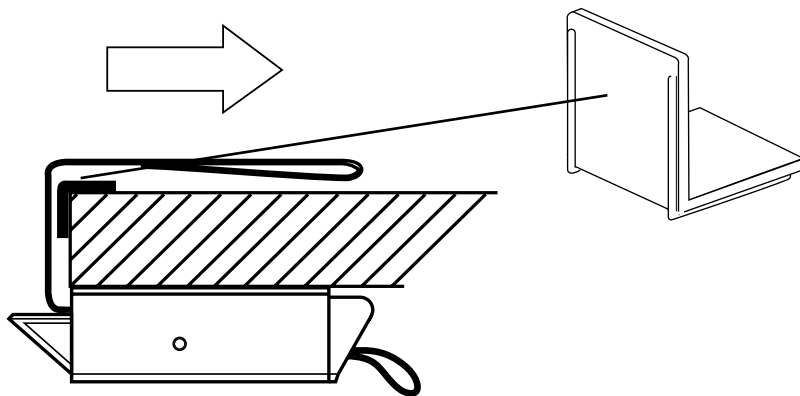


ACCESS HARDWARE

Operation

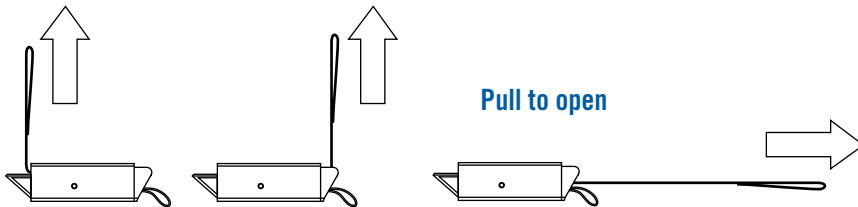
Protection for sharp corners prevents excessive wear of the strap



Pull to open

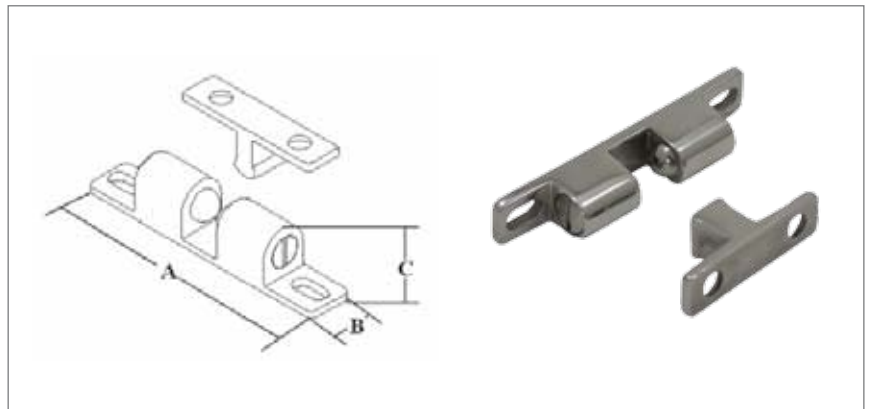
Pull to open

Pull to open



BALL CATCH

- 316 stainless steel
- Can be easily adjusted after installation for perfect alignment
- Adjustable load force



Part No	A mm	B mm	C mm
M5-10-271-8	51 (2")	8.7 (3/8")	10.8 (1/2")
M5-10-272-8	62.8 (2 1/2")	10 (3/8")	13.2 (5/8")

