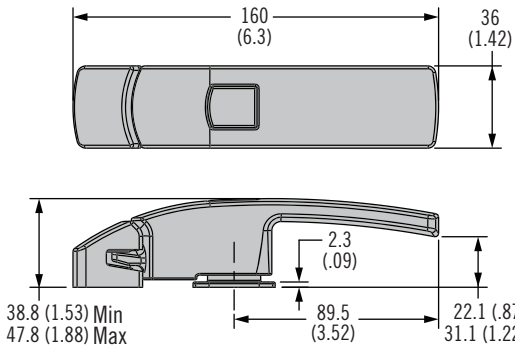


# TM Door Latch Rotating Handle - Heavy Duty

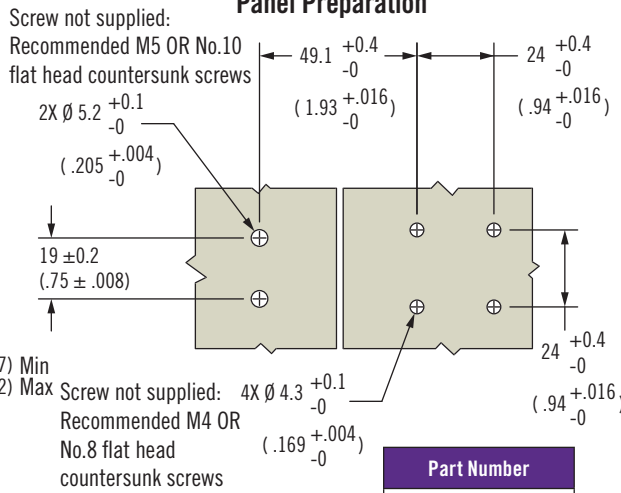


XXX

## Medium Duty Version

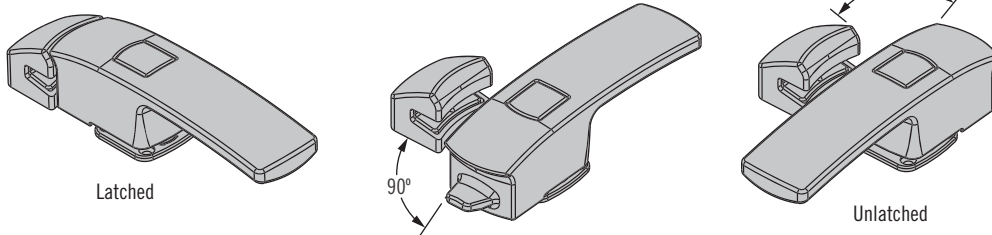


## Panel Preparation

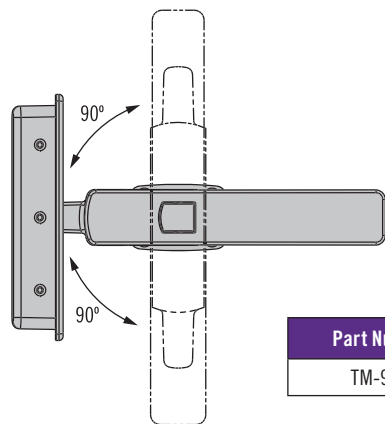
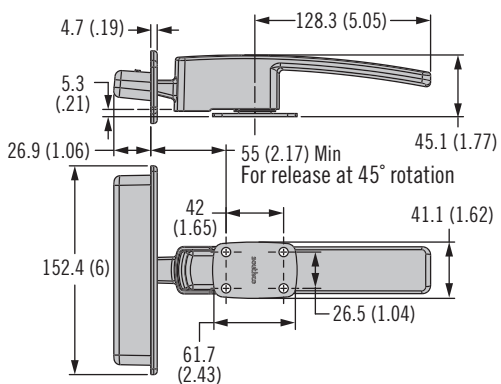
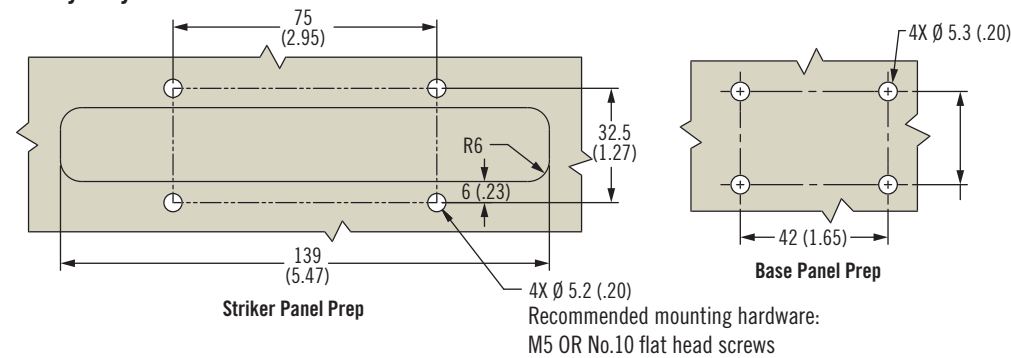


Part Number
TM-10-101-24

Able to rotate 90° in either direction from keeper



## Heavy Duty Version



Part Number
TM-99-1

- Easy operation with push button and turn handle actuation
- Medium and Heavy Duty Options
- Marine-grade materials to prevent corrosion

## Material and Finish

Handle, Keeper and Base: 316  
Stainless Steel, passivated  
O-ring: EPDM natural  
Screw, Spring and Nut: 304  
Stainless Steel

## Installation Notes

Fine tuning latch and keeper alignment:

To increase the height of the latch by 0.375mm (.015 inch), rotate the base of latch 90 degrees clockwise

To decrease the height of the latch by 0.375 (.015), rotate the base of latch 90 degrees counter clockwise

For every 360 degree turn, the height adjusts 1.5 (.062)

## Part Number Selection